


ಕರ್ನಾಟಕ ವಿಧಾನ ಪರಿಷತ್ತು

ಚುಕ್ಕೆ ಗುರುತಿಲ್ಲದ ಪ್ರಶ್ನೆ ಸಂಖ್ಯೆ : 971 (1012)
 ಸದಸ್ಯರ ಹೆಸರು : ಎನ್. ರವಿ ಕುಮಾರ್ (ವಿಧಾನಸಭೆಯಿಂದ ಚುನಾಯಿತರಾದವರು)
 ಉತ್ತರಿಸಬೇಕಾದ ದಿನಾಂಕ : 21-09-2021
 ಉತ್ತರಿಸುವ ಸಚಿವರು : ಮಾನ್ಯ ಪೌರಾಡಳಿತ, ಸಣ್ಣ ಕೈಗಾರಿಕೆಗಳು ಹಾಗೂ ಸಾರ್ವಜನಿಕ ವಲಯ ಉದ್ಯಮಗಳ ಸಚಿವರು

| ಕ್ರ. ಸಂ | ಪ್ರಶ್ನೆ | ಉತ್ತರ |
|---------|--|---|
| ಅ) | <p>ಪೌರಾಡಳಿತ ನಿರ್ದೇಶನಾಲಯದ ವತಿಯಿಂದ ಕಳೆದ 5 ವರ್ಷಗಳಲ್ಲಿ ಪುರಸಭೆ, ಸ್ಥಳೀಯ ಸಂಸ್ಥೆಗಳ ಸರ್ವಾಂಗೀಣ ಅಭಿವೃದ್ಧಿಗಾಗಿ ಕೈಗೊಂಡ ಕಾರ್ಯಕ್ರಮಗಳು ಯಾವುವು; ಈ ಕಾರ್ಯಕ್ರಮಗಳಿಗೆ ಕಳೆದ 5 ವರ್ಷಗಳಲ್ಲಿ ಎಷ್ಟು ಮೊತ್ತವನ್ನು ವೆಚ್ಚ ಮಾಡಲಾಗಿದೆ; (ಜಿಲ್ಲಾವಾರು ಮಾಹಿತಿ ನೀಡುವುದು)</p> | <p>ಪೌರಾಡಳಿತ ನಿರ್ದೇಶನಾಲಯದ ವತಿಯಿಂದ ಕಳೆದ 5 ವರ್ಷಗಳಲ್ಲಿ ಪುರಸಭೆಗಳು ಒಳಗೊಂಡಂತೆ ರಾಜ್ಯದ ಸ್ಥಳೀಯ ಸಂಸ್ಥೆಗಳ ಸರ್ವಾಂಗೀಣ ಅಭಿವೃದ್ಧಿಗಾಗಿ ಕೈಗೊಂಡ ಕಾರ್ಯಕ್ರಮಗಳು ಈ ಕೆಳಕಂಡಂತಿವೆ:</p> <ol style="list-style-type: none"> 1. ಎಸ್.ಎಫ್.ಸಿ ಮುಕ್ತ ಅನುದಾನ 2. ಎಸ್.ಎಫ್.ಸಿ ಕುಡಿಯುವ ನೀರು 3. ಎಸ್.ಎಫ್.ಸಿ ವಿಶೇಷ ಅನುದಾನ 4. 14 ನೇ ಹಣಕಾಸು ಆಯೋಗದ ಅನುದಾನ (2015-16 ರಿಂದ 2019-20) 5. 15 ನೇ ಹಣಕಾಸು ಆಯೋಗದ ಅನುದಾನ (2020-21 ರಿಂದ) 6. ಕೇಂದ್ರ ಪುರಸ್ಕೃತ ಅಮೃತ್ ಯೋಜನೆ (2015-16 ರಿಂದ 2021-22) 7. ಸ್ವಚ್ಛ ಭಾರತ ಅಭಿಯಾನ 8. ನಗರೋತ್ಥಾನ ಯೋಜನೆ (ಮುನಿಸಿಪಾಲಿಟಿ) -03 ನೇ ಹಂತದ ಯೋಜನೆ 9. ರೂ. 50.00 ಕೋಟಿ ವಿಶೇಷ ಅನುದಾನ 10. ಕಲಬುರ್ಗಿ ಸಚಿವ ಸಂಪುಟ ಅನುಮೋದಿತ ನಗರೋತ್ಥಾನ ವಿಶೇಷ ಅನುದಾನ 11. ಮಹಾನಗರ ಪಾಲಿಕೆಗಳ ರೂ.100.00 ಕೋಟಿ ಅನುದಾನ 12. ಮಹಾನಗರ ಪಾಲಿಕೆಗಳ ವಿಶೇಷ ಅನುದಾನ 13. ಮಹಾತ್ಮ ಗಾಂಧಿ ನಗರ ವಿಕಾಸ ಯೋಜನೆ <p>ಮೇಲಿನ ಯೋಜನೆಗಳಿಗೆ ಕಳೆದ 5 ವರ್ಷಗಳಲ್ಲಿ ವೆಚ್ಚ ಮಾಡಲಾದ ವಿವರಗಳನ್ನು ಅನುಬಂಧ-01, 01ಎ, 01ಬಿ, 02, 03, 04, 05, 06, 07, 08, 09, 10 ಮತ್ತು 11 ರಲ್ಲಿ ನೀಡಿದೆ.</p> |
| ಆ) | <p>ಕೇಂದ್ರ ಪುರಸ್ಕೃತ ಅಮೃತ್ ಯೋಜನೆಯಡಿ ಕಳೆದ 5 ವರ್ಷಗಳಲ್ಲಿ ಕೈಗೊಂಡ ಕಾಮಗಾರಿಗಳ ಜಿಲ್ಲಾವಾರು ವಿವರ ನೀಡುವುದು; ಕಾಮಗಾರಿಗಳಿಗೆ ಮಾಡಲಾದ ವೆಚ್ಚದ ಜಿಲ್ಲಾವಾರು ವಿವರ ನೀಡುವುದು;</p> | <p>ಕೇಂದ್ರ ಪುರಸ್ಕೃತ ಅಮೃತ್ ಯೋಜನೆಯನ್ನು 2015-16ನೇ ಸಾಲಿನಲ್ಲಿ ರೂಪಿಸಲಾಗಿದ್ದು, 5 ವರ್ಷಗಳ ಅವಧಿಗೆ ಕೈಗೊಂಡ ಕಾಮಗಾರಿಗಳ ವಿವರ, ಕಾಮಗಾರಿಗಳಲ್ಲಿ ಮಾಡಲಾದ ವೆಚ್ಚದ ಜಿಲ್ಲಾವಾರು ವಿವರಗಳನ್ನು ಅನುಬಂಧ-12 ರಲ್ಲಿ ನೀಡಿದೆ.</p> |

| | | |
|----|---|--|
| ಇ) | <p>ತ್ಯಾಜ್ಯ ಸಂಸ್ಕರಣೆ ಮತ್ತು ತ್ಯಾಜ್ಯಗಳ ವಿಲೇವಾರಿಗಾಗಿ ಕಳೆದ 5 ವರ್ಷಗಳಲ್ಲಿ ಎಷ್ಟು ವೆಚ್ಚ ಮಾಡಲಾಗಿದೆ; ಪುರಸಭಾ ವ್ಯಾಪ್ತಿಯಲ್ಲಿ ತ್ಯಾಜ್ಯ ಸಂಗ್ರಹಕ್ಕಾಗಿ ಕೈಗೊಂಡ ಕ್ರಮಗಳೇನು;</p> | <p>ಸ್ವಚ್ಛ ಭಾರತ ಯೋಜನೆಯಡಿ ರಾಜ್ಯದ ನಗರ ಸ್ಥಳೀಯ ಸಂಸ್ಥೆಗಳಲ್ಲಿ ತ್ಯಾಜ್ಯ ಸಂಸ್ಕರಣೆ ಮತ್ತು ತ್ಯಾಜ್ಯ ವಿಲೇವಾರಿಗಾಗಿ ಕಳೆದ 5 ವರ್ಷಗಳಲ್ಲಿ ರೂ.338.38 ಕೋಟಿಗಳ ಅನುದಾನವನ್ನು ವೆಚ್ಚ ಮಾಡಲಾಗಿರುತ್ತದೆ. ಘನತ್ಯಾಜ್ಯ ನಿರ್ವಹಣೆ ನಿಯಮಗಳು 2016 ರ ರೀತ್ಯಾ ಪುರಸಭಾ ವ್ಯಾಪ್ತಿಯಲ್ಲಿ ತ್ಯಾಜ್ಯ ಸಂಗ್ರಹಕ್ಕಾಗಿ 1125 ವಾಹನಗಳ ಅವಶ್ಯಕತೆಯಿದ್ದು ಸದರಿ ವಾಹನಗಳ ವ್ಯೆಕಿ 985 ವಾಹನಗಳನ್ನು ಖರೀದಿಸಿದ್ದು ಶೇ.98 ರಷ್ಟು ತ್ಯಾಜ್ಯ ಸಂಗ್ರಹಣೆ ಮತ್ತು ಶೇ.72 ರಷ್ಟು ತ್ಯಾಜ್ಯ ವಿಂಗಡಣೆ ಮಾಡಲಾಗುತ್ತಿದೆ. ಉಳಿಕೆ ಅವಶ್ಯಕ ವಾಹನಗಳ ಖರೀದಿಗಾಗಿ ಟೆಂಡರ್ ಪ್ರಕ್ರಿಯೆ ಜಾರಿಯಲ್ಲಿರುತ್ತದೆ.</p> |
| ಈ) | <p>ರಾಜ್ಯದ ಎಷ್ಟು ಜಿಲ್ಲೆಗಳಲ್ಲಿ ತ್ಯಾಜ್ಯ ಸಂಗ್ರಹಣೆಗಾಗಿ ಟೆಂಡರ್ ಕರೆಯಲಾಗುತ್ತಿದೆ; ಪ್ರಸ್ತುತ ಯಾವ ಸಂಸ್ಥೆಯವರು ತ್ಯಾಜ್ಯ ಸಂಗ್ರಹ ಕೆಲಸ ಮಾಡುತ್ತಿದ್ದಾರೆ? (ಸಂಸ್ಥೆಯ ಹೆಸರಿನೊಂದಿಗೆ ಮಾಹಿತಿ ನೀಡುವುದು)</p> | <p>ರಾಜ್ಯದ ಎಲ್ಲಾ ಜಿಲ್ಲೆಗಳಲ್ಲಿಯೂ ತ್ಯಾಜ್ಯ ಸಂಗ್ರಹಣೆಗೆ ಅವಶ್ಯಕವಿರುವ ವಾಹನಗಳಿಗೆ ಟೆಂಡರ್ ಆಹ್ವಾನಿಸಲಾಗಿರುತ್ತದೆ. ನಗರ ಸ್ಥಳೀಯ ಸಂಸ್ಥೆಗಳಲ್ಲಿ ತ್ಯಾಜ್ಯ ಸಂಗ್ರಹ ಕೆಲಸ ಮಾಡುತ್ತಿರುವ ಸಂಸ್ಥೆಗಳ ವಿವರಗಳನ್ನು ಅನುಬಂಧ-13 ರಲ್ಲಿ ನೀಡಿದೆ.</p> |

ಸಂಖ್ಯೆ:ನಅಇ 167 ಸಿಎಸ್‌ಎಸ್ 2021



(ಎನ್. ನಾಗರಾಜು (ಎಂ.ಟಿ.ಬಿ))

ಪೌರಾಡಳಿತ, ಸಣ್ಣ ಕೈಗಾರಿಕೆಗಳು ಹಾಗೂ ಸಾರ್ವಜನಿಕ ವಲಯ ಉದ್ಯಮಗಳ ಸಚಿವರು

62000-1

ABSTRACT REPORT - DISTRICTWISE

SFC UNTIED 2016-17 PROGRAMME

Rs. In Lakhs

| SL.NO | District | Grants Allocation | Grants Released | Expenditure |
|-------|-----------------|-------------------|-----------------|-----------------|
| 1 | Bagalkote | 2707.39 | 2030.36 | 2030.36 |
| 2 | Ballari | 5944.89 | 4458.01 | 4424.21 |
| 3 | Belagavi | 6569.88 | 4927.29 | 4927.29 |
| 4 | Bengaluru Rural | 948.57 | 711.42 | 700.87 |
| 5 | Bengaluru Urban | 878.42 | 658.71 | 658.71 |
| 6 | Bidar | 1942.6 | 1456.85 | 1381.5 |
| 7 | Chamarajanagara | 955.49 | 716.57 | 716.57 |
| 8 | Chikkaballapur | 1254.89 | 940.96 | 938.74 |
| 9 | Chikkamagaluru | 1227.22 | 839.88 | 839.88 |
| 10 | Chitradurga | 1623.44 | 1217.58 | 1194.13 |
| 11 | Dakshin kanada | 2919.82 | 2189.63 | 2189.63 |
| 12 | Davanagere | 3081.88 | 2311.09 | 2253.58 |
| 13 | Dharwad | 4317 | 3237.75 | 2754.26 |
| 14 | Gadag | 1787.48 | 1314.29 | 1232.94 |
| 15 | Hassan | 1401.12 | 1050.83 | 1046.35 |
| 16 | Haveri | 1477.19 | 1107.9 | 1063.75 |
| 17 | Kalaburagi | 3604.58 | 2700.11 | 2672.65 |
| 18 | Kodagu | 375.47 | 281.61 | 281.61 |
| 19 | Kolar | 2148.13 | 1611.09 | 1394.2 |
| 20 | Koppal | 1789.44 | 1341.89 | 1341.89 |
| 21 | Mandya | 1125.44 | 844.11 | 844.11 |
| 22 | Mysuru | 5942.42 | 4456.43 | 4285.61 |
| 23 | Raichur | 2921.8 | 2157.78 | 2157.78 |
| 24 | Ramanagara | 1134.33 | 850.77 | 841.97 |
| 25 | Shivamogga | 2760.74 | 2070.6 | 2070.6 |
| 26 | Tumakuru | 2340.81 | 1755.52 | 1755.52 |
| 27 | Udupi | 984.13 | 737.93 | 737.93 |
| 28 | Uttara Kannada | 1786.47 | 1339.86 | 1334.79 |
| 29 | Vijapura | 2832.89 | 2124.28 | 2124.28 |
| 30 | Yadgir | 1400.13 | 992.32 | 992.32 |
| | Total | 70184.06 | 52433.52 | 51188.03 |

ABSTRACT REPORT - DISTRICTWISE

SFC UNTIED 2017-18 PROGRAMME

Rs. in Lakhs

| SL.NO | District | Grants Allocation | Grants Released | Expenditure |
|-------|-----------------|-------------------|-----------------|-----------------|
| 1 | Bagalkote | 2707.39 | 2183 | 2176.59 |
| 2 | Ballari | 5944.4 | 4334.62 | 4334.62 |
| 3 | Belagavi | 6569.88 | 5120.48 | 4948.74 |
| 4 | Bengaluru Rural | 948.57 | 768.97 | 768.97 |
| 5 | Bengaluru Urban | 878.42 | 707.4 | 707.4 |
| 6 | Bidar | 1942.6 | 1440.21 | 1417.43 |
| 7 | Chamarajanagara | 955.49 | 651.15 | 651.15 |
| 8 | Chikkaballapur | 1254.89 | 1020.34 | 1002.79 |
| 9 | Chikkamagaluru | 1227.22 | 909.42 | 909.42 |
| 10 | Chitradurga | 1623.44 | 1317.17 | 1240.47 |
| 11 | Dakshin kanada | 2919.82 | 2368.12 | 2364.31 |
| 12 | Davanagere | 3081.88 | 2483.39 | 2406.48 |
| 13 | Dharwad | 4317 | 3500.43 | 3500.43 |
| 14 | Gadag | 1787.48 | 1159.34 | 1159.34 |
| 15 | Hassan | 1401.12 | 1136.62 | 1136.11 |
| 16 | Haveri | 1477.19 | 1198.88 | 1154.08 |
| 17 | Kalaburagi | 3804.58 | 2923.24 | 2741.44 |
| 18 | Kodagu | 375.47 | 305.75 | 304.33 |
| 19 | Kolar | 2148.13 | 1741.8 | 1649.3 |
| 20 | Koppal | 1789.44 | 1318.77 | 1267.52 |
| 21 | Mandya | 1125.44 | 892.71 | 871.94 |
| 22 | Mysuru | 5942.42 | 3882.02 | 3556.12 |
| 23 | Raichur | 2921.8 | 2273.63 | 2273.63 |
| 24 | Ramanagara | 1134.33 | 919.72 | 919.72 |
| 25 | Shivamogga | 2760.73 | 2200.27 | 2200.27 |
| 26 | Tumakuru | 2340.81 | 1845.43 | 1731.68 |
| 27 | Udupi | 984.13 | 786.28 | 778.73 |
| 28 | Uttara Kannada | 1786.47 | 1449.98 | 1435.62 |
| 29 | Vijapura | 2832.89 | 2278.85 | 2271.63 |
| 30 | Yadgir | 1400.13 | 972.41 | 926.33 |
| | Total | 70383.56 | 54090.4 | 53538.38 |

ABSTRACT REPORT - DISTRICTWISE

SFC UNTIED 2018-19 PROGRAMME

Rs. in Lakhs

| SL.NO | District | Grants Allocation | Grants Released | Expenditure |
|-------|-----------------|-------------------|-----------------|-----------------|
| 1 | Bagalkote | 2575 | 1838.14 | 1809.89 |
| 2 | Ballari | 5657.34 | 4277.26 | 4067.41 |
| 3 | Belagavi | 6253.37 | 4833.68 | 4581.02 |
| 4 | Bengaluru Rural | 901 | 731 | 730.78 |
| 5 | Bengaluru Urban | 825.52 | 641.61 | 624.62 |
| 6 | Bidar | 2001.11 | 1317.75 | 1072.93 |
| 7 | Chamarajanagara | 909.02 | 717.17 | 634.94 |
| 8 | Chikkaballapur | 1280.51 | 961.69 | 958.37 |
| 9 | Chikkamagaluru | 1015.5 | 756.03 | 756.03 |
| 10 | Chitradurga | 1543.48 | 1135.4 | 1114.89 |
| 11 | Dakshin kanada | 2778.64 | 2181.64 | 2181.64 |
| 12 | Davanagere | 2928.73 | 2336 | 2279.19 |
| 13 | Dharwad | 4105.1 | 3305.66 | 3266.33 |
| 14 | Gadag | 1700.71 | 1290.8 | 1239.7 |
| 15 | Hassan | 1331.16 | 1007.31 | 1000.38 |
| 16 | Haveri | 1406.24 | 1075.04 | 997.78 |
| 17 | Kalaburagi | 3365.9 | 2270.25 | 1975.12 |
| 18 | Kodagu | 356.47 | 234.25 | 233.06 |
| 19 | Kolar | 2041.31 | 1539 | 1368.14 |
| 20 | Koppal | 1704.98 | 1255.28 | 1159.3 |
| 21 | Mandya | 1070.37 | 812.5 | 783.39 |
| 22 | Mysuru | 5650.17 | 4493.13 | 4493.13 |
| 23 | Raichur | 2715.78 | 2063.5 | 1949.36 |
| 24 | Ramanagara | 1077.87 | 865.92 | 850.43 |
| 25 | Shivamogga | 2626.52 | 1899.18 | 1500.6 |
| 26 | Tumakuru | 2225.17 | 1679.81 | 1679.81 |
| 27 | Udupi | 937.15 | 645.75 | 645.75 |
| 28 | Uttara Kannada | 1700.77 | 1229.74 | 1200.5 |
| 29 | Vijapura | 2699.02 | 2078.29 | 1987.19 |
| 30 | Yadgir | 1222 | 852.5 | 852.5 |
| | Total | 66605.91 | 50325.28 | 48455.84 |

ABSTRACT REPORT - DISTRICTWISE

SFC UNTIED 2019-20 PROGRAMME


Rs. in Lakhs

| SL.NO | District | Grants Allocation | Grants Released | Expenditure |
|-------|-----------------|-------------------|-----------------|-----------------|
| 1 | Bagalkote | 2204 | 1921.87 | 1690.99 |
| 2 | Ballari | 4850 | 4030.5 | 3114.76 |
| 3 | Belagavi | 5361 | 4804.12 | 4111.28 |
| 4 | Bengaluru Rural | 775 | 726.25 | 678.28 |
| 5 | Bengaluru Urban | 709 | 634.75 | 534.99 |
| 6 | Bidar | 1713 | 1349.62 | 859.81 |
| 7 | Chamarajanagara | 780 | 780 | 588.89 |
| 8 | Chikkaballapur | 1098 | 817.49 | 688.68 |
| 9 | Chikkamagaluru | 872 | 759 | 656.62 |
| 10 | Chitradurga | 1323 | 1323 | 1007.52 |
| 11 | Dakshin kanada | 2378 | 2378 | 2182.7 |
| 12 | Davanagere | 2512 | 2484 | 2125.13 |
| 13 | Dharwad | 3516 | 2950.37 | 1996.86 |
| 14 | Gadag | 1456 | 1317.5 | 1093.89 |
| 15 | Hassan | 1144 | 1058.5 | 885.98 |
| 16 | Haveri | 1208 | 1173 | 958.83 |
| 17 | Kalaburagi | 2937 | 2689.75 | 2246.79 |
| 18 | Kodagu | 306 | 274.5 | 198.16 |
| 19 | Kolar | 1750 | 1591.37 | 1012.89 |
| 20 | Koppal | 1460 | 1303.37 | 1122.16 |
| 21 | Mandya | 990 | 968.5 | 791.37 |
| 22 | Mysuru | 4846 | 3303.62 | 2762.95 |
| 23 | Raichur | 2406 | 2020 | 1492.78 |
| 24 | Ramanagara | 924 | 837.12 | 727.67 |
| 25 | Shivamogga | 2252 | 1922.5 | 1593.67 |
| 26 | Tumakuru | 2013 | 1930.37 | 1852.58 |
| 27 | Udupi | 800 | 800 | 634.57 |
| 28 | Uttara Kannada | 1456 | 1311.5 | 1119.91 |
| 29 | Vijapura | 2313 | 1990.37 | 1586.67 |
| 30 | Yadgir | 1140 | 957.25 | 720.55 |
| | Total | 57492 | 50408.19 | 41037.93 |

ABSTRACT REPORT - DISTRICTWISE

SFC UNTIED 2020-21 PROGRAMME

| | | Rs. In Lakhs | | |
|--------------|-----------------|-------------------|-----------------|-----------------|
| -SL.NO | District | Grants Allocation | Grants Released | Expenditure |
| 1 | Bagalkote | 769.93 | 769.93 | 618.88 |
| 2 | Ballari | 1640.62 | 1640.26 | 1001.76 |
| 3 | Belagavi | 1987.13 | 1850.21 | 1387.44 |
| 4 | Bengaluru Rural | 286.14 | 286.14 | 277.45 |
| 5 | Bengaluru Urban | 262.51 | 262.51 | 235.39 |
| 6 | Bidar | 555.4 | 555.4 | 397.7 |
| 7 | Chamarajanagara | 288.24 | 288.24 | 220.12 |
| 8 | Chikkaballapur | 314.31 | 314.31 | 259.81 |
| 9 | Chikkamagaluru | 321.72 | 321.29 | 251.53 |
| 10 | Chitradurga | 488.55 | 488.55 | 336.77 |
| 11 | Dakshin kanada | 905.64 | 905.64 | 786.38 |
| 12 | Davanagere | 928.66 | 928.66 | 717.22 |
| 13 | Dharwad | 983.22 | 983.22 | 863.04 |
| 14 | Gadag | 538.47 | 538.47 | 241.82 |
| 15 | Hassan | 372.05 | 372.05 | 217.11 |
| 16 | Haveri | 446.1 | 446.1 | 338.31 |
| 17 | Kalaburagi | 1117.02 | 1117.02 | 744.97 |
| 18 | Kodagu | 113.02 | 113.02 | 65.4 |
| 19 | Kolar | 565.43 | 565.43 | 441.63 |
| 20 | Koppal | 512.31 | 512.31 | 351.29 |
| 21 | Mandya | 366.56 | 366.56 | 254 |
| 22 | Mysuru | 1368.91 | 1368.91 | 1234.17 |
| 23 | Raichur | 790.83 | 790.83 | 549.99 |
| 24 | Ramanagara | 289.94 | 289.94 | 289.94 |
| 25 | Shivamogga | 813.61 | 813.56 | 581.35 |
| 26 | Tumakuru | 709.84 | 709.84 | 666.63 |
| 27 | Udupi | 296.59 | 296.59 | 275.89 |
| 28 | Uttara Kannada | 537.88 | 537.88 | 279.76 |
| 29 | Vijapura | 728.91 | 728.91 | 646.32 |
| 30 | Yadgir | 357.09 | 357.09 | 251.25 |
| Total | | 19656.63 | 19518.87 | 14783.32 |


PROJECT OFFICER
 Urban Poverty Alleviation Management Unit
 Directorate of Municipal Administration

ಅನುಬಂಧ-1ಎ

| ABSTRACT REPORT - DISTRICTWISE | | | | |
|--------------------------------------|-----------------|-------------------|-----------------|----------------|
| SFC DRINKING WATER 2016-17 PROGRAMME | | | | |
| | | | | Rs. in Lakhs |
| SL.NO | District | Grants Allocation | Grants Released | Expenditure |
| 1 | Ragalkota | 409.59 | 409.59 | 409.59 |
| 2 | Ballari | 591.04 | 591.04 | 510.95 |
| 3 | Belagavi | 919.79 | 919.79 | 884.06 |
| 4 | Bengaluru Rural | 307.86 | 307.86 | 306.96 |
| 5 | Bengaluru Urban | 239.18 | 239.18 | 238.88 |
| 6 | Bidar | 308.23 | 308.23 | 214.81 |
| 7 | Chamarajanagara | 101.9 | 101.9 | 75.1 |
| 8 | Chikkaballapur | 458.4 | 458.4 | 453.94 |
| 9 | Chikkamagaluru | 112 | 112 | 107.16 |
| 10 | Chitradurga | 167.84 | 167.84 | 163.19 |
| 11 | Dakshin kanada | 326.92 | 326.92 | 316.82 |
| 12 | Davanagere | 307.69 | 307.69 | 206.77 |
| 13 | Dharwad | 635.41 | 635.41 | 439.69 |
| 14 | Gadag | 148.23 | 148.23 | 125.44 |
| 15 | Hassan | 354.75 | 354.75 | 349.07 |
| 16 | Haveri | 390.7 | 390.7 | 385.81 |
| 17 | Kalaburagi | 259.61 | 259.61 | 259.61 |
| 18 | Kodagu | 77.76 | 77.76 | 61.86 |
| 19 | Kolar | 516.65 | 516.65 | 513.11 |
| 20 | Koppal | 212.35 | 212.35 | 200.7 |
| 21 | Mandya | 93.26 | 93.26 | 82.81 |
| 22 | Mysuru | 336.06 | 336.06 | 230.33 |
| 23 | Raichur | 292.4 | 292.4 | 292.4 |
| 24 | Ramanagara | 223.6 | 223.6 | 173.03 |
| 25 | Shivamogga | 165.53 | 165.53 | 86.08 |
| 26 | Tumakuru | 762.06 | 762.06 | 735.17 |
| 27 | Udupi | 168.71 | 168.71 | 167.27 |
| 28 | Uttara Kannada | 259.74 | 259.74 | 204.2 |
| 29 | Vijapura | 290.09 | 290.09 | 234.36 |
| 30 | Yadgir | 178.69 | 178.69 | 157.57 |
| | Total | 9616.04 | 9616.04 | 8612.96 |

**ABSTRACT REPORT - DISTRICTWISE
SFC DRINKING WATER 2017-18 PROGRAMME**

Rs. in Lakhs

| SL.NO | District | Grants Allocation | Grants Released | Expenditure |
|-------|-----------------|-------------------|-----------------|-----------------|
| 1 | Bagalkote | 476.82 | 476.82 | 459.48 |
| 2 | Ballari | 830.73 | 830.73 | 888.38 |
| 3 | Belagavi | 1324.74 | 1324.74 | 1249.92 |
| 4 | Bengaluru Rural | 475.98 | 475.98 | 468.25 |
| 5 | Bengaluru Urban | 554.16 | 554.16 | 545.13 |
| 6 | Bidar | 155.34 | 155.34 | 97.05 |
| 7 | Chamarajanagara | 360.94 | 360.94 | 333.3 |
| 8 | Chikkaballapur | 819.51 | 819.51 | 795.54 |
| 9 | Chikkamagaluru | 222.39 | 222.39 | 219.37 |
| 10 | Chitradurga | 772.13 | 772.13 | 729.22 |
| 11 | Dakshin kanada | 284.62 | 284.62 | 281.33 |
| 12 | Davanagere | 297.82 | 297.82 | 297.82 |
| 13 | Dharwad | 421.57 | 421.57 | 188.78 |
| 14 | Gadag | 173.74 | 173.74 | 163.77 |
| 15 | Hassan | 299 | 299 | 297.57 |
| 16 | Haveri | 824.59 | 824.59 | 782.48 |
| 17 | Kalaburagi | 290.1 | 290.1 | 256.28 |
| 18 | Kodagu | 49.58 | 49.58 | 44.05 |
| 19 | Kolar | 1107.2 | 1107.2 | 1088.59 |
| 20 | Koppal | 403.67 | 403.67 | 370.42 |
| 21 | Mandya | 167.29 | 167.29 | 164.24 |
| 22 | Mysuru | 314.14 | 314.14 | 258.85 |
| 23 | Raichur | 302.05 | 302.05 | 293.18 |
| 24 | Ramanagara | 235.8 | 235.8 | 211.3 |
| 25 | Shivamogga | 129.98 | 129.98 | 98.98 |
| 26 | Tumakuru | 1029 | 1029 | 970.66 |
| 27 | Udupi | 232.28 | 232.28 | 229.12 |
| 28 | Uttara Kannada | 169.71 | 169.71 | 160.17 |
| 29 | Vijapura | 486.63 | 486.63 | 306.64 |
| 30 | Yadgir | 100.25 | 100.25 | 70.36 |
| | Total | 13311.76 | 13311.76 | 12101.71 |

| ABSTRACT REPORT - DISTRICTWISE | | | |
|--------------------------------------|-----------------|-------------------|-----------------|
| SFC DRINKING WATER 2018-19 PROGRAMME | | | |
| Rs. in Lakhs | | | |
| Sl.NO | District | Grants Allocation | Grants Released |
| | | | Expenditure |
| 1 | Bagalkote | 513 | 513 |
| 2 | Ballari | 466.01 | 466.01 |
| 3 | Belagavi | 971.01 | 971.01 |
| 4 | Bengaluru Rural | 110 | 110 |
| 5 | Bengaluru Urban | 105 | 105 |
| 6 | Bidar | 140 | 140 |
| 7 | Chamarajanagara | 60 | 60 |
| 8 | Chikkaballapur | 250 | 250 |
| 9 | Chikkamagaluru | 156.81 | 156.81 |
| 10 | Chitradurga | 310 | 310 |
| 11 | Dakshin Kanada | 211.01 | 211.01 |
| 12 | Davanagere | 141.01 | 141.01 |
| 13 | Dharwad | 131.01 | 131.01 |
| 14 | Gadag | 170 | 170 |
| 15 | Hassan | 160 | 160 |
| 16 | Haveri | 180 | 180 |
| 17 | Kaburagi | 346.01 | 346.01 |
| 18 | Kodagu | 70 | 70 |
| 19 | Kolar | 392.9 | 392.9 |
| 20 | Koppal | 165 | 165 |
| 21 | Mandya | 130 | 130 |
| 22 | Mysuru | 30 | 30 |
| 23 | Raichur | 325 | 325 |
| 24 | Ramanagara | 210 | 210 |
| 25 | Shivamogga | 121.02 | 121.02 |
| 26 | Tumakuru | 356.01 | 356.01 |
| 27 | Udupi | 100 | 100 |
| 28 | Uttara Kannada | 135 | 135 |
| 29 | Vijapura | 346.01 | 346.01 |
| 30 | Yedgi | 255 | 255 |
| | Total | 7056.81 | 7056.81 |
| | | | 6228.55 |


ABSTRACT REPORT - DISTRICTWISE
SFC DRINKING WATER 2019-20 PROGRAMME

Rs. In Lakhs

| SL.NO | District | Grants Allocation | Grants Released | Expenditure |
|-------|-----------------|-------------------|-----------------|---------------|
| 1 | Bagalkote | 240 | 240 | 221.43 |
| 2 | Ballari | 385.48 | 385.48 | 301.37 |
| 3 | Belagavi | 495.48 | 495.48 | 447.19 |
| 4 | Bengaluru Rural | 153 | 153 | 140.63 |
| 5 | Bengaluru Urban | 84 | 84 | 82.54 |
| 6 | Bidar | 187 | 187 | 165.02 |
| 7 | Chamarajanagara | 48 | 48 | 33.01 |
| 8 | Chikkaballapur | 183 | 183 | 159.13 |
| 9 | Chikkamagaluru | 116 | 116 | 113.49 |
| 10 | Chitradurga | 177 | 177 | 149.18 |
| 11 | Dakshin kanada | 317.47 | 317.47 | 311.09 |
| 12 | Davanagere | 111.48 | 111.48 | 104.96 |
| 13 | Dharwad | 153.47 | 153.47 | 143.26 |
| 14 | Gadag | 51.99 | 51.99 | 51.99 |
| 15 | Hassan | 128 | 128 | 117.83 |
| 16 | Haveri | 144 | 144 | 133.09 |
| 17 | Kalaburagi | 268.48 | 268.48 | 216.16 |
| 18 | Kodagu | 56 | 56 | 55.24 |
| 19 | Kolar | 108.72 | 108.72 | 108.72 |
| 20 | Koppal | 232 | 232 | 184.82 |
| 21 | Mandya | 96 | 96 | 96 |
| 22 | Mysuru | 24 | 24 | 21.27 |
| 23 | Raichur | 298 | 298 | 230.64 |
| 24 | Ramanagara | 112 | 112 | 98 |
| 25 | Shivamogga | 95.47 | 95.47 | 91.17 |
| 26 | Tumakuru | 247.48 | 247.48 | 220.62 |
| 27 | Udupi | 80 | 80 | 79.82 |
| 28 | Uttara Kannada | 118 | 118 | 104.7 |
| 29 | Vijapura | 329.47 | 329.47 | 282.72 |
| 30 | Yadgir | 168 | 168 | 145.5 |
| | Total | 5157 | 5157 | 4674.7 |

ABSTRACT REPORT - DISTRICTWISE
SFC DRINKING WATER 2020-21 PROGRAMME

| | | | | Rs. In Lakhs |
|--------------|-----------------|-------------------|-----------------|---------------|
| SL.NO | District | Grants Allocation | Grants Released | Expenditure |
| 1 | Bagalkote | 117.5 | 117.5 | 57.51 |
| 2 | Ballari | 125 | 125 | 38.26 |
| 3 | Belagavi | 87.5 | 87.5 | 52.55 |
| 4 | Bengaluru Rural | 70 | 70 | 35.04 |
| 5 | Bengaluru Urban | 30 | 30 | 16.41 |
| 6 | Bidar | 60 | 60 | 18.84 |
| 7 | Chamarajanagara | 152 | 152 | 8.06 |
| 8 | Chikkaballapur | 65 | 65 | 21.87 |
| 9 | Chikkamagaluru | 40 | 40 | 18.75 |
| 10 | Chitradurga | 57.5 | 57.5 | 23 |
| 11 | Dakshin kanada | 55 | 55 | 37.28 |
| 12 | Davanagere | 27.5 | 27.5 | 24.6 |
| 13 | Dharwad | 26.25 | 26.25 | 17.04 |
| 14 | Gadag | 67.5 | 67.5 | 0 |
| 15 | Hassan | 20 | 20 | 11.88 |
| 16 | Haveri | 72.5 | 72.5 | 39.8 |
| 17 | Kalaburagi | 85 | 85 | 53.33 |
| 18 | Kodagu | 20 | 20 | 9.22 |
| 19 | Kolar | 38.75 | 38.75 | 21.72 |
| 20 | Koppal | 65 | 65 | 27.14 |
| 21 | Mandya | 40 | 40 | 22.07 |
| 22 | Mysuru | 22.5 | 22.5 | 4.71 |
| 23 | Raichur | 90 | 90 | 27.65 |
| 24 | Ramanagara | 31.25 | 31.25 | 19.49 |
| 25 | Shivamogga | 67.5 | 67.5 | 30.39 |
| 26 | Tumakuru | 97.5 | 97.5 | 35.17 |
| 27 | Udupi | 25 | 25 | 10.72 |
| 28 | Uttara Kannada | 65 | 65 | 44.38 |
| 29 | Vijapura | 95 | 95 | 54.05 |
| 30 | Yadgir | 57.5 | 57.5 | 22.07 |
| Total | | 1873.25 | 1873.25 | 802.99 |


CHIEF PROJECT OFFICER
Urban Poverty Alleviation Management Unit
Directorate of Municipal Administration

೨೨೨೨೨೨ = 199

ABSTRACT REPORT - DISTRICTWISE

SFC SPECIAL GRANTS 2016-17 PROGRAMME

Rs. in Lakhs

| SL.NO | District | Grants Allocation | Grants Released | Expenditure |
|-------|-----------------|-------------------|-----------------|-----------------|
| 1 | Bagalkote | 100 | 122.4 | 33.9 |
| 2 | Ballari | 400 | 500 | 353.85 |
| 3 | Belagavi | 1994 | 1764 | 1728.18 |
| 4 | Bengaluru Rural | 300 | 300 | 298.91 |
| 5 | Bengaluru Urban | 300 | 250 | 241.77 |
| 6 | Bidar | 0 | 0 | 0 |
| 7 | Chamarajanagara | 300 | 300 | 300 |
| 8 | Chikkaballapur | 0 | 0 | 0 |
| 9 | Chikkamagaluru | 0 | 0 | 0 |
| 10 | Chitradurga | 300 | 300 | 279.6 |
| 11 | Dakshin kanada | 1160 | 1180 | 857.39 |
| 12 | Davanagere | 400 | 400 | 398.52 |
| 13 | Dharwad | 100 | 100 | 94.73 |
| 14 | Gadag | 1650 | 1449.73 | 1384.59 |
| 15 | Hassan | 500 | 500 | 499.9 |
| 16 | Haveri | 300 | 300 | 280.61 |
| 17 | Kalaburagi | 100 | 100 | 69.01 |
| 18 | Kodagu | 0 | 0 | 0 |
| 19 | Kolar | 300 | 300 | 290.88 |
| 20 | Koppal | 600 | 400 | 400 |
| 21 | Mandya | 503 | 503 | 436.1 |
| 22 | Mysuru | 5900 | 5269.58 | 5269.58 |
| 23 | Raichur | 400 | 326.7 | 323.05 |
| 24 | Ramanagara | 0 | 0 | 0 |
| 25 | Shivamogga | 600 | 600 | 521.06 |
| 26 | Tumakuru | 725 | 425 | 408.48 |
| 27 | Udupi | 600 | 600 | 527.88 |
| 28 | Uttara Kannada | 675 | 675 | 688.72 |
| 29 | Vijapura | 2200 | 2200 | 2143.51 |
| 30 | Yadgir | 0 | 0 | 0 |
| | Total | 20497 | 18865.41 | 18002.64 |

ABSTRACT REPORT - DISTRICTWISE

SFC SPECIAL GRANTS 2017-18 PROGRAMME

Rs. in Lakhs

| SL.NO | District | Grants Allocation | Grants Released | Expenditure |
|-------|-----------------|-------------------|-----------------|-----------------|
| 1 | Bagalkote | 500 | 500 | 466.08 |
| 2 | Ballari | 600 | 557.43 | 460.41 |
| 3 | Belagavi | 5000 | 4635.8 | 4499.18 |
| 4 | Bengaluru Rural | 200 | 100 | 100 |
| 5 | Bengaluru Urban | 0 | 0 | 0 |
| 6 | Bidar | 3200 | 1950 | 1950 |
| 7 | Chamarajanagara | 0 | 0 | 0 |
| 8 | Chikkaballapur | 0 | 0 | 0 |
| 9 | Chikkamagaluru | 0 | 0 | 0 |
| 10 | Chitradurga | 2500 | 2057.38 | 2029.98 |
| 11 | Dakshin kanada | 7050 | 4550 | 3839.73 |
| 12 | Davanagere | 0 | 0 | 0 |
| 13 | Dharwad | 0 | 0 | 0 |
| 14 | Gadag | 0 | 0 | 0 |
| 15 | Hassan | 0 | 0 | 0 |
| 16 | Haveri | 100 | 130 | 99.67 |
| 17 | Kalaburagi | 0 | 0 | 0 |
| 18 | Kodagu | 0 | 0 | 0 |
| 19 | Kolar | 420 | 391 | 352.37 |
| 20 | Koppal | 0 | 0 | 0 |
| 21 | Mandya | 0 | 0 | 0 |
| 22 | Mysuru | 6100 | 6199.85 | 5099.49 |
| 23 | Raichur | 0 | 0 | 0 |
| 24 | Ramanagara | 1200 | 1050 | 757.36 |
| 25 | Shivamogga | 159.28 | 75 | 75 |
| 26 | Tumakuru | 0 | 0 | 0 |
| 27 | Udupi | 1400 | 1400 | 1211.83 |
| 28 | Uttara Kannada | 2050 | 1925 | 1765.89 |
| 29 | Vijapura | 500 | 400 | 396.96 |
| 30 | Yadgir | 0 | 0 | 0 |
| | Total | 30979.28 | 25921.46 | 23531.49 |

ABSTRACT REPORT - DISTRICTWISE

SFC SPECIAL GRANTS 2018-19 PROGRAMME

| | | | | Rs. in Lakhs |
|-------|-----------------|-------------------|-----------------|----------------|
| SL.NO | District | Grants Allocation | Grants Released | Expenditure |
| 1 | Bagalkote | 400 | 355 | 299.31 |
| 2 | Ballari | 400 | 100 | 0 |
| 3 | Belagavi | 5295 | 1438.61 | 1438.61 |
| 4 | Bengaluru Rural | 600 | 600 | 383.66 |
| 5 | Bengaluru Urban | 0 | 0 | 0 |
| 6 | Bidar | 0 | 0 | 0 |
| 7 | Chamarajanagara | 200 | 200 | 140.1 |
| 8 | Chikkaballapur | 300 | 31 | 31 |
| 9 | Chikkamagaluru | 0 | 0 | 0 |
| 10 | Chitradurga | 300 | 100 | 100 |
| 11 | Dakshin kanada | 500 | 100 | 15.17 |
| 12 | Davanagere | 500 | 491.45 | 491.45 |
| 13 | Dharwad | 0 | 0 | 0 |
| 14 | Gadag | 200 | 100 | 99.77 |
| 15 | Hassan | 1000 | 650 | 641 |
| 16 | Haveri | 1000 | 871.36 | 720.74 |
| 17 | Kalaburagi | 700 | 87 | 40.19 |
| 18 | Kodagu | 0 | 0 | 0 |
| 19 | Kolar | 1400 | 712.5 | 547.88 |
| 20 | Koppal | 300 | 100 | 81.24 |
| 21 | Mandya | 5400 | 607.4 | 474.5 |
| 22 | Mysuru | 500 | 100 | 100 |
| 23 | Raichur | 1450 | 622.66 | 464 |
| 24 | Ramanagara | 3750 | 1175.19 | 570.36 |
| 25 | Shivamogga | 1400 | 1191.77 | 870.98 |
| 26 | Tumakuru | 800 | 469.87 | 378.7 |
| 27 | Udupi | 300 | 212 | 212 |
| 28 | Uttara Kannada | 900 | 296.65 | 296.65 |
| 29 | Vijapura | 1400 | 800 | 795.26 |
| 30 | Yadgir | 600 | 550 | 403.1 |
| | Total | 29595 | 11962.46 | 9694.23 |

ABSTRACT REPORT - DISTRICTWISE

SFC SPECIAL GRANTS 2019-20 PROGRAMME

Rs. in Lakhs


| SL.NO | District | Grants Allocation | Grants Released | Expendituro |
|-------|-----------------|-------------------|-----------------|----------------|
| 1 | Bagalkote | 2600 | 1620.9 | 1404.37 |
| 2 | Ballari | 400 | 99.73 | 94.64 |
| 3 | Belagavi | 10900 | 2470.24 | 2444.66 |
| 4 | Bengaluru Rural | 800 | 412.41 | 65.42 |
| 5 | Bengaluru Urban | 0 | 0 | 0 |
| 6 | Bidar | 300 | 100 | 99.42 |
| 7 | Chamarajanagara | 200 | 0 | 0 |
| 8 | Chikkaballapur | 300 | 257.71 | 202.07 |
| 9 | Chikkamagaluru | 2600 | 1297.39 | 1236.96 |
| 10 | Chitradurga | 1200 | 462.3 | 349.61 |
| 11 | Dakshin kanada | 3500 | 1898.9 | 1784.89 |
| 12 | Davanagere | 1700 | 1189.3 | 987.73 |
| 13 | Dharwad | 3100 | 2490.65 | 2003.34 |
| 14 | Gadag | 1200 | 580.67 | 525.15 |
| 15 | Hassan | 400 | 240 | 240 |
| 16 | Haveri | 2200 | 835.51 | 591.44 |
| 17 | Kalaburagi | 2600 | 579.12 | 476.43 |
| 18 | Kodagu | 700 | 518.49 | 355.52 |
| 19 | Kolar | 900 | 635.85 | 618.83 |
| 20 | Koppal | 800 | 433 | 321.93 |
| 21 | Mandya | 800 | 100 | 100 |
| 22 | Mysuru | 4325 | 2850 | 2472.55 |
| 23 | Raichur | 800 | 200 | 104.9 |
| 24 | Ramanagara | 0 | 0 | 0 |
| 25 | Shivamogga | 2900 | 1788.05 | 1579.5 |
| 26 | Tumakuru | 2500 | 2028 | 1767.75 |
| 27 | Udupi | 1400 | 364.75 | 298.77 |
| 28 | Uttara Kannada | 2040 | 1623.3 | 1122.75 |
| 29 | Vijapura | 4300 | 2680.32 | 2288.58 |
| 30 | Yadgir | 900 | 386 | 369.35 |
| | Total | 56365 | 28142.59 | 23907.1 |

ABSTRACT REPORT - DISTRICTWISE

SFC SPECIAL GRANTS 2020-21 PROGRAMME

Rs. in Lakhs

| SL.NO | District | Grants Allocation | Grants Released | Expenditure |
|--------------|-----------------|-------------------|-----------------|-------------|
| 1 | Bagalkote | 500 | 0 | 0 |
| 2 | Ballari | 0 | 0 | 0 |
| 3 | Belagavi | 200 | 0 | 0 |
| 4 | Bengaluru Rural | 0 | 0 | 0 |
| 5 | Bengaluru Urban | 0 | 0 | 0 |
| 6 | Bidar | 1000 | 0 | 0 |
| 7 | Chamarajanagara | 0 | 0 | 0 |
| 8 | Chikkaballapur | 0 | 0 | 0 |
| 9 | Chikkamagaluru | 0 | 0 | 0 |
| 10 | Chitradurga | 0 | 0 | 0 |
| 11 | Dakshin kanada | 200 | 0 | 0 |
| 12 | Davanagere | 0 | 0 | 0 |
| 13 | Dharwad | 0 | 0 | 0 |
| 14 | Gadag | 0 | 0 | 0 |
| 15 | Hassan | 0 | 0 | 0 |
| 16 | Haveri | 500 | 0 | 0 |
| 17 | Kalaburagi | 0 | 0 | 0 |
| 18 | Kodagu | 0 | 0 | 0 |
| 19 | Kolar | 0 | 0 | 0 |
| 20 | Koppal | 0 | 0 | 0 |
| 21 | Mandya | 0 | 0 | 0 |
| 22 | Mysuru | 0 | 0 | 0 |
| 23 | Raichur | 0 | 0 | 0 |
| 24 | Ramanagara | 0 | 0 | 0 |
| 25 | Shivamogga | 480 | 100 | 0 |
| 26 | Tumakuru | 300 | 0 | 0 |
| 27 | Udupi | 0 | 0 | 0 |
| 28 | Uttara Kannada | 0 | 0 | 0 |
| 29 | Vijapura | 0 | 0 | 0 |
| 30 | Yadgir | 0 | 0 | 0 |
| Total | | 3180 | 100 | 0 |



PROJECT OFFICER

 Urban Poverty Alleviation Management Unit

 Directorate of Municipal Administration

LCQ 1012

Details of Districtwise Expenditure of ULBs (CCs/CMCs/TMCs/TPs/NACs) under 14th Finance Commission Grants (2016-17 to 2019-20)

| Date=01-9-2021 | | Expenditure (31.8.2021) | | | | | | Rs. In lakhs |
|----------------|-------------------|-------------------------|----------------------------|----------------------|----------------------------|----------------------|----------------------|--------------|
| Sl. No. | District | 2016-17 Basic Grants | 2016-17 Performance Grants | 2017-18 Basic Grants | 2017-18 Performance grants | 2018-19 Basic grants | 2019-20 Basic grants | |
| 1 | Bagalkote | 2136.05 | 596.83 | 2437.06 | 440.46 | 2633.51 | 3081.83 | |
| 2 | Ballari | 4137.06 | 1020.38 | 5154.95 | 608.99 | 5138.50 | 5871.09 | |
| 3 | Belagavi | 5136.74 | 1521.14 | 5807.14 | 852.91 | 5995.98 | 7222.70 | |
| 4 | Bengaluru (Rural) | 724.33 | 246.45 | 819.2 | 133.53 | 870.04 | 1058.89 | |
| 5 | Bengaluru (Urban) | 657.21 | 185.14 | 747.23 | 0 | 816.42 | 1123.00 | |
| 6 | Bidar | 1480.8 | 393.03 | 1536.59 | 154.79 | 1454.41 | 1430.95 | |
| 7 | Chamarajanagar | 674.37 | 187.45 | 722.75 | 158.41 | 804.06 | 783.72 | |
| 8 | Chikkaballapura | 821.8 | 162.82 | 954.52 | 210.74 | 1234.74 | 1260.00 | |
| 9 | Chikkamagaluru | 828.77 | 29.51 | 959.53 | 228.68 | 1024.49 | 1390.31 | |
| 10 | Chitradurga | 1272.05 | 359.25 | 1355.47 | 348.16 | 1466.92 | 1710.61 | |
| 11 | Dakshina Kannada | 2302.31 | 325.27 | 2500.46 | 527.3 | 2699.01 | 3306.03 | |
| 12 | Davanagere | 2441.17 | 830.21 | 2762.97 | 619.65 | 2829.85 | 3454.59 | |
| 13 | Dhewad | 3277.7 | 1060.87 | 3684.15 | 813.07 | 3941.33 | 4574.83 | |
| 14 | Gadag | 1700.97 | 527.04 | 1876.2 | 271.23 | 1696.98 | 1848.01 | |
| 15 | Hassan | 1084.83 | 306.72 | 1229.68 | 278.27 | 1235.16 | 1617.37 | |
| 16 | Haveri | 1113.55 | 233.65 | 1190.51 | 278.44 | 1223.39 | 1515.09 | |
| 17 | Kalburgi | 2450.92 | 192.95 | 2720.85 | 503.26 | 2741.81 | 3562.93 | |
| 18 | Kodagu | 298.16 | 93.01 | 317.88 | 67.22 | 298.52 | 306.70 | |
| 19 | Kolar | 1665.95 | 452.59 | 1807.03 | 423.99 | 1870.74 | 2271.58 | |
| 20 | Koppal | 1300.71 | 227.04 | 1410.52 | 117.32 | 1478.70 | 2003.61 | |
| 21 | Mandya | 882.08 | 304.18 | 994.32 | 270.8 | 966.05 | 1407.95 | |
| 22 | Mysuru | 2694.71 | 841.99 | 3291.59 | 107.63 | 4664.56 | 4941.84 | |
| 23 | Raichuru | 1865.98 | 592.64 | 2326.12 | 465.75 | 2212.25 | 2398.54 | |
| 24 | Ramanagara | 884.73 | 176.64 | 1000.72 | 235.72 | 1042.15 | 1210.09 | |
| 25 | Shivamogga | 2077.82 | 555.68 | 2359.52 | 578.08 | 2422.09 | 3056.21 | |
| 26 | Tumkuru | 1733.98 | 576.64 | 2030.82 | 467.67 | 2169.39 | 2545.72 | |
| 27 | Udupi | 733.17 | 129.48 | 774.36 | 168.65 | 918.83 | 1122.62 | |
| 28 | Uttara Kannada | 1333.05 | 469.29 | 1541.68 | 364.96 | 1645.33 | 2129.70 | |
| 29 | Vijapura | 2106.62 | 403.19 | 2521.14 | 399.1 | 1833.60 | 3291.43 | |
| 30 | Yadgiri | 1039.01 | 162.95 | 1111.55 | 125.28 | 1074.43 | 1461.40 | |
| | Total | 50856.60 | 13164.03 | 57946.51 | 10240.06 | 60403.24 | 72959.34 | |

| LCQ 1012 | | |
|--|-------------------|-------------------------|
| Details of Districtwise Expenditure of ULBs (CCs/CMCs/TMCs/TPs/NACs) under 15th Finance Commission Grants -2020-21 | | |
| | Date=01-9-2021 | |
| Sl.No. | District | Expenditure (31.8.2021) |
| 1 | Bagalkote | 1564.21 |
| 2 | Ballari | 1715.18 |
| 3 | Belagavi | 2348.36 |
| 4 | Bengalore (Rural) | 437.44 |
| 5 | Bengalore (Urban) | 648.76 |
| 6 | Bidar | 586.84 |
| 7 | Chamarajanagar | 249.45 |
| 8 | Chikkaballapura | 341.15 |
| 9 | Chikkamagalur | 429.89 |
| 10 | Chitradurga | 590.93 |
| 11 | Dakshina Kannada | 1283.86 |
| 12 | Davanagere | 1609.39 |
| 13 | Dharwad | 588.29 |
| 14 | Gadag | 321.06 |
| 15 | Hassan | 583.73 |
| 16 | Haveri | 647.56 |
| 17 | Kalburgi | 805.19 |
| 18 | Kodagu | 224.63 |
| 19 | Kolar | 1397.43 |
| 20 | Koppal | 404.10 |
| 21 | Mandya | 376.83 |
| 22 | Mysuru | 427.71 |
| 23 | Raichur | 765.43 |
| 24 | Ramanagara | 557.34 |
| 25 | Shivamogga | 1300.34 |
| 26 | Tumkuru | 947.55 |
| 27 | Udupi | 468.80 |
| 28 | Uttara Kannada | 917.49 |
| 29 | Vijapura | 1404.76 |
| 30 | Yadgiri | 876.00 |
| | Total | 24819.70 |

[Handwritten Signature]

| Works taken under AMRUT | | | | | |
|--|--------------|---|----------------|---------------|-----------------|
| | | | | | Amount in crore |
| Sl.No | Sector | Project Name | No.of projects | Awarded Cost | Expenditure |
| 1) District Name : Belgavi ; City: Belgavi | | | | | |
| 1 | Water Supply | Improvement of Water Supply System for Belgaum | 1 | 17.22 | 15.7 |
| 2 | Sewerage | Improvements to sewerage systems | 1 | 162.73 | 48.45 |
| 3 | Parks | Improvement to shivaji garden at SPM road | 1 | 0.50 | 0.50 |
| 4 | Parks | Improvement to shivaji garden at SPM road | 1 | 1.33 | 1.33 |
| 5 | Parks | Improvement to hanuman nagar Belagavi | 1 | 2.50 | 1.84 |
| Total of Parks= | | | 3 | 4.33 | 3.67 |
| Grand Total of Belgavi= | | | 5 | 184.28 | 67.82 |
| 2) District Name : Bellary ; City: Bellary | | | | | |
| 6 | Water Supply | Improvements of Water Supply System | 1 | 72.17 | 47.62 |
| Total of Water Supply = | | | 1 | 72.17 | 47.62 |
| 7 | Sewerage | Providing UGD facilities | 1 | 97.52 | 97.2 |
| 8 | Sewerage | Providing UGD (Additional Grants) | 1 | 21.45 | 7.54 |
| Total of Sewerage = | | | 2 | 118.97 | 104.74 |
| 9 | Parks | Development of Children frindly park at Raghavendra Colony | 1 | 0.93 | 0.88 |
| 10 | Parks | Development of park, playground open theatre etc, at varabasappagudi, corporation land(2017-20) | 1 | 0.73 | 0.58 |
| 11 | Parks | Development of park with children playing equipments at Raghavendra colony 2nd stage,W.No 17 | 1 | 0.61 | 0.56 |
| Total of Parks= | | | 3 | 2.27 | 2.02 |
| Grand Total of Bellary= | | | 6 | 193.41 | 154.38 |
| 3) District Name : Vijayapura; City: Vijayapura | | | | | |
| 12 | Water Supply | Continuous Pressurized Water Supply to Bijapur city in 15-Zones with storage and distribution improvements. | 1 | 174.04 | 142.08 |
| 13 | Water Supply | Water Supply to Bijapur City (Additional Grant) | 1 | 21.31 | 20.25 |
| Total of Water Supply = | | | 2 | 195.35 | 162.33 |
| 14 | Parks | Improvement of Park near Mallikarjun Ashram | 1 | 0.48 | 0.43 |
| 15 | Parks | Development of Park at Anand Nagar, | 1 | 0.43 | 0.43 |
| 16 | Parks | Development of Park with children friendly components in KHB colony, Solhapur Road, | 1 | 0.44 | 0.43 |

| | | | | | Amount in crore |
|---|--------------|---|----------------|--------------|-----------------|
| Sl.No | Sector | Project Name | No.of projects | Awarded Cost | Expenditure |
| 17 | Parks | Development of Park at Adarsh Nagar. | 1 | 0.43 | 0.42 |
| 18 | Parks | Development of Park with children friendly components Behind BLDEA Engg. College In Bijapur | 1 | 0.39 | 0.39 |
| 19 | Parks | Development of park with children friendly components in Teachers colony. | 1 | 1.61 | 1.54 |
| | | Total of Parks= | 6 | 3.78 | 3.64 |
| | | Grand Total of Bijapur= | 8 | 199.13 | 165.97 |
| 4) District Name : Davangere ; City: Davangere | | | | | |
| 20 | Water Supply | 24/7 water supply under AMRUT | 1 | 174.96 | 40.1 |
| | | Total of Water Supply = | 1 | 174.96 | 40.1 |
| 21 | Parks | Development of park in Chikkamani devaraj urs layout park ward 36 | 1 | 0.47 | 0.41 |
| 22 | Parks | Development of park near laxmi floor mill in ward no 29 | 1 | 0.53 | 0.46 |
| 23 | Parks | Development of park beside swimming pool Davaraj urs badavani B block in ward no 09 | 1 | 0.85 | 0.61 |
| 24 | Parks | Development of park in RS 37 of Shamnur village ward no 30 | 1 | 0.92 | 0.86 |
| 25 | Parks | Development of park in Rs No 37 of Shamanur village in Ward no 30. | 1 | 0.93 | 0.75 |
| 26 | Parks | Development of Dange park in KJJ nagar ward no 33 | 1 | 0.61 | 0.48 |
| 27 | Parks | Development of Kunduwada lake premises | 1 | 0.25 | 0.23 |
| 28 | Parks | Improvement od park at Ward No -39, 13th cross, Anjaneya Badavane | 1 | 0.13 | 0.13 |
| 29 | Parks | Improvement of park at Ward No 38, Near Vidyanagar Bus-stop | 1 | 0.13 | 0.13 |
| | | Total of Parks= | 9 | 4.82 | 4.06 |
| | | Grand Total of Davangere = | 10 | 179.78 | 44.16 |
| 5) District Name : Dharwad ; City: Hubli-Dharwad | | | | | |
| 30 | Sewerage | Providing sewerage system | 1 | 156.91 | 149.68 |
| 31 | Sewerage | Providing UGD facilities (HSC) | 1 | 15.73 | 13.88 |
| | | Total of Sewerage = | 2 | 172.64 | 163.56 |
| 32 | Parks | Improvement of Kolikere lake at Dharwad | 1 | 2.03 | 0.75 |
| 33 | Parks | Improvement of Kelgeri lake at Dharwad | 1 | 2.4 | 0.89 |
| | | Total of Parks = | 2 | 4.43 | 1.64 |
| | | Grand Total of HDMC = | 4 | 177.07 | 165.20 |

| | | | | | Amount in crore | |
|--|-------------------|---|-----------------|---------------|-----------------|--|
| Sr.No | Sector | Project Name | No. of projects | Awarded Cost | Expenditure | |
| 6) District Name : Kalburgi ; City: Kalburgi | | | | | | |
| 34 | Water Supply | Providing WSS to Kalburgi city under AMRUT to Kalaburagi City (Additional Grant) | 1 | 12.73 | 12.30 | |
| 35 | Sewerage | Providing 4th Stage UGD scheme (Phase 2) | 1 | 174.80 | 156.09 | |
| 36 | Parks | Development of children friendly park at Akkamahadevi nagar | 1 | 0.75 | 0.84 | |
| 37 | Parks | Development of Park at Swastik nagar | 1 | 0.9 | 0.91 | |
| 38 | Parks | Development of Park at Revanna Siddeshwar | 1 | 0.37 | 0.31 | |
| 39 | Parks | Development of children park at Mansabdhar colony. | 1 | 0.58 | 0.58 | |
| 40 | Parks | Development of children park at Dhanavantry colony | 1 | 0.46 | 0.49 | |
| Total of Parks = | | | 5 | 3.06 | 3.13 | |
| Grand Total of Kalburgi = | | | 7 | 190.59 | 171.52 | |
| 7) District Name : Dakshina Kannada ; City: Mangalore | | | | | | |
| 41 | Water Supply | Augumentation of water supply | 1 | 35.52 | 17.77 | |
| Total of Water Supply = | | | 1 | 35.52 | 17.77 | |
| 42 | Sewerage | "Rejuvination of sewer system and missing link works in Mangalore city. | 1 | 59.73 | 48 | |
| 43 | Sewerage | Laying sewer network , intermediate pumping station, rising main and other allied works | 1 | 60.45 | 15.1 | |
| 44 | Sewerage | Rejuvination of sewer system and missing link works in Zone -7 | 1 | 40.01 | 7.01 | |
| Total of Sewerage = | | | 3 | 160.19 | 70.11 | |
| 45 | Parks | Improvement of Kunjathbail north KHB Colony Park | 1 | 0.13 | 0.13 | |
| 46 | Parks | Improvement of Regent Park at Surathkal | 1 | 0.09 | 0.09 | |
| 47 | Parks | Development of Kardri Park | 1 | 1.06 | 0.55 | |
| 48 | Parks | Development of park at 7th block Kalipalla | 1 | 0.56 | 1.06 | |
| Total of Parks = | | | 4 | 1.84 | 1.83 | |
| 49 | Storm Water Drain | Construction of storm water drain 1. Ward -7 Idya West - Development of Hosabettu drain- 325 M | 1 | 3.66 | 3.66 | |
| Total of Storm water drain = | | | 1 | 3.66 | 3.66 | |
| Grand Total of Mangalore = | | | 9 | 201.21 | 93.37 | |

| | | | | | Amount in crore |
|---|--------------|--|----------------|---------------|-----------------|
| Sl.No | Sector | Project Name | No.of projects | Awarded Cost | Expenditure |
| 8) District Name : Mysore ; City: Mysore | | | | | |
| 50 | Water Supply | Improvements to bulk water supply systems | 1 | 102.44 | 82.80 |
| 51 | Water Supply | MBR, & Rehabilitation of existing reservoirs & other works at CSR premises. | 1 | 27.27 | 26.64 |
| 52 | Water Supply | Water Supply Facility Improvement in Mysore | 1 | 37.50 | 31.25 |
| 53 | Water Supply | Construction of pump house at Hongalli | 1 | 1.31 | 1.12 |
| Total of Water Supply = | | | 4 | 168.52 | 141.81 |
| 54 | Sewerage | Improvement of UGD for Mysore City | 1 | 19.62 | 18.37 |
| Total of Sewerage = | | | 1 | 19.62 | 18.37 |
| 55 | Parks | proposed green space at Gayatripuram | 1 | 0.97 | 0.95 |
| 56 | Parks | proposed green space at Bhogadi | 1 | 0.99 | 0.82 |
| 57 | Parks | Development of green space at Vivekananda statue | 1 | 0.99 | 0.99 |
| 58 | Parks | proposed green space at vijaynagar water tank road | 1 | 0.94 | 0.99 |
| Total of Parks = | | | 4 | 3.89 | 3.75 |
| Grand Total of Mysore = | | | 9 | 192.03 | 163.93 |
| 9) District Name : Shivmogga ; City: Shivmogga | | | | | |
| 59 | Water Supply | Replacement of existing old pipe lines,pumping machinaries | 1 | 38.41 | 40.21 |
| Total of Water Supply = | | | 1 | 38.41 | 40.21 |
| 60 | Sewerage | Providing under ground drainage facilities to additional areas, construction of STP | 1 | 52.44 | 50.1 |
| 61 | Sewerage | Providing UGD (Additional Grant) | 1 | 7.82 | 6.24 |
| 62 | Sewerage | Improvements to UGD scheme to Shivamogga city- Road restoration and Trenchless works under AMRUT | 1 | 2.32 | 1.45 |
| Total of Sewerage = | | | 3 | 62.58 | 57.79 |
| 63 | Parks | Development of park river bank in Ward No. 33 | 1 | 0.38 | 0.33 |
| 64 | Parks | Development of Sharadhamma Layout park " | 1 | 0.33 | 0.32 |
| 65 | Parks | Development of park adjacent to overhead tank in Malleshwara Nagar. | 1 | 0.32 | 0.32 |
| 66 | Parks | Development of Gopalagowda Extension in 'F' Block | 1 | 0.21 | 0.19 |
| 67 | Parks | Development of Surya layout and P & T Layout park | 1 | 0.63 | 0.62 |
| 68 | Parks | Development of Gopala gouda extension "A" block park (adjacent to KRIDL Office) i | 1 | 0.21 | 0.18 |
| 69 | Parks | Development of Gopalagowda Extension in 'A' Block opp Arun House | 1 | 0.25 | 0.23 |
| 70 | Parks | Development of park Rajendra Nagar | 1 | 0.33 | 0.31 |

Amount in crore

| Sr.No | Sector | Project Name | No.of projects | Awarded Cost | Expenditure |
|-------|-------------------|--|----------------|---------------|---------------|
| 71 | Parks | Development of Vinoba nagara Professor Park adjacent to somanna House" | 1 | 0.46 | 0.26 |
| 72 | Parks | Development of park adjacent to Alkola Circle | 1 | 0.47 | 0.32 |
| | | Total of Parks = | 10 | 3.59 | 3.08 |
| 73 | Storm Water Drain | Resectioning of 10Km of main drains in Shivamogga City. | 1 | 4.72 | 4.71 |
| 74 | Storm Water Drain | Package - 1 Construction of storm water drain from 1. Bypass Road to Mattur Road, | 1 | 3.95 | 3.38 |
| 75 | Storm Water Drain | Package - 2 Construction of storm water drain from 1. Subhash Nagara to Mahadevi Talkis | 1 | 5.89 | 2.41 |
| 76 | Storm Water Drain | Package - 3 Construction of storm water drain from 1. Gopshi Sheety koppa tank canal culvert | 1 | 7.74 | 2.88 |
| 77 | Storm Water Drain | Package - 4 Construction of storm water drain from 1. KSRTC Busstand to RML Nagara | 1 | 1.9 | 1.17 |
| 78 | Storm Water Drain | Package - 5 Construction of storm water drain from 1. Kere Durgamma to Thunga River | 1 | 3.59 | 2.34 |
| 79 | Storm Water Drain | Package - 6 Construction of storm water drain from 1. Usha Nursing home to Masidhi | 1 | 5.86 | 3.19 |
| 80 | Storm Water Drain | Package -7 Construction of storm water drain from 1. Sagara Main road to Gopala Main Road | 1 | 4.4 | 3.98 |
| 81 | Storm Water Drain | Package - 8 Construction of storm water drain from 1. Shubha Mangala to Govt Hospital | 1 | 2.71 | 2.55 |
| 82 | Storm Water Drain | Package - 9 Construction of storm water drain from 1. Bommanakatte Main Drain | 1 | 3.18 | 3.12 |
| 83 | Storm Water Drain | Package - 10 Construction of storm water drain from Bommanakate to Basaveshwara Nagara & Chainlink | 1 | 16.59 | 7 |
| 84 | Storm Water Drain | Package - 11 Construction of storm water drain from 1. Janavi enterprises to honnali highway | 1 | 1.13 | 1.07 |
| 85 | Storm Water Drain | Package - 12 Construction of storm water drain from 1. Jail road to Savalanga road | 1 | 2.06 | 1.7 |
| 86 | Storm Water Drain | Package -13 Construction of storm water drain from 1. Rajendra nagar | 1 | 2.58 | 2.4 |
| 87 | Storm Water Drain | Package -14 Construction of storm water drain from Bommanakatte G Block | 1 | 2.17 | 2.04 |
| | | Total of Storm Water Drain = | 15 | 68.47 | 43.94 |
| | | Grand Total of Shivmoga = | 29 | 173.05 | 145.02 |

10) District Name : Tumkur ; City: Tumkur

| | | | | | |
|----|--------------|--|----------|---------------|-------------|
| 88 | Water Supply | Improvements To Water Supply Scheme | 1 | 36.44 | 29.28 |
| 89 | Water Supply | Improvement of Water Supply Facilities | 1 | 74.80 | 66.12 |
| 90 | Water Supply | Tumakur water supply (SCADA) | 1 | 18.04 | 1.8 |
| | | Total of Water Supply = | 3 | 129.29 | 97.2 |

| Amount in crore | | | | | |
|-----------------|-------------------|--|----------------|--------------|--------------|
| Sl.No | Sector | Project Name | No.of projects | Awarded Cost | Expenditure |
| 91 | Sewerage | Improvements To Under Ground Drainage | 1 | 39.13 | 36.73 |
| | | Total of Sewerage = | 1 | 39.13 | 36.73 |
| 92 | Parks | Development of Parks in Ward No-32 Jayanagar East | 1 | 0.6 | 0.57 |
| 93 | Parks | Development of Parks in Ward No-11 at Melekote Near BESCO power Station | 1 | 0.88 | 0.99 |
| 94 | Parks | Development of Parks in Ward No-08 at KHB Colony, Thilak Park police station backside. | 1 | 0.27 | 0.29 |
| 95 | Parks | Development of Parks in Ward No-03 Opp DC banglow | 1 | 0.92 | 0.87 |
| 96 | Parks | Providing & Installing Outdoor Gymset for Parks in Ward No-32, 11 & 08 | 1 | 0.13 | 0.13 |
| 97 | Parks | Development of Parks in Ward No-34 at Bunnimara park Mydala Road in Tumakuru City | 1 | 0.33 | 0.38 |
| 98 | Parks | Development of Parks in Ward No-30 in Sapthagiri extension in Tumakuru City | 1 | 0.42 | 0.4 |
| 99 | Parks | Development of Dasappa garden park in Maruthinagar | 1 | 0.31 | 0.25 |
| 100 | Parks | Development of park in Kuvempunagar | 1 | 0.34 | 0.33 |
| 101 | Parks | Development of park in Siddarameshwara Badavane | 1 | 0.37 | 0.4 |
| 102 | Parks | Development of Mahalakshminagar park | 1 | 0.59 | 0.48 |
| 103 | Parks | Installation of gym sets in IDSSM1 Park in Ward no 3 | 1 | 0.08 | 0.09 |
| | | Total of Parks = | 12 | 5.24 | 5.18 |
| 104 | Storm Water Drain | Providing covering slab de silting and Protection to vulnerable reaches in Bhanshankari. | 1 | 1.04 | 1.14 |
| 105 | Storm Water Drain | Providing covering slab desilting and Protection to valunrabe reaches in G.C.R colony | 1 | 1.04 | 1.18 |
| 106 | Storm Water Drain | Construction of storm water drain and improvement to from sewerage treatment plant to bheemasandra | 1 | 1.4 | 1.01 |
| 107 | Storm Water Drain | Construction of storm water drain and improvement to neps police station to ss puram | 1 | 2.23 | 0.77 |
| | | Total of Storm Water Drain = | 4 | 5.71 | 4.1 |
| 108 | Urban Transport | Junction improvement at entry point to Tumakuru from NHAI in Tumakuru City. | 1 | 0.58 | 0.27 |
| 109 | Urban Transport | Junction improvement at Call tax circle | 1 | 0.46 | 0.27 |
| 110 | Urban Transport | Junction improvement at Sri Siddartha Institute | 1 | 0.44 | 0.3 |
| 111 | Urban Transport | Urban Road Safety Audit | 1 | 0.92 | 0.35 |
| 112 | Urban Transport | Development of cycle track and foot path from Sri Shivakuma swamiji circle to DC office along Bangalore - Honnavar road via Amanikere lake in Tumakuru City. | 1 | 1.7 | 0.61 |

| Sl.No | Sector | Project Name | No. of projects | Amount in crore | |
|--|-------------------|---|-----------------|-----------------|---------------|
| | | | | Awarded Cost | Expenditure |
| 113 | Urban Transport | Development of cycle track and foot path from Call tax circle to Maralur lake circle via Siddartha Institute | 1 | 2.36 | 2.73 |
| 114 | Urban Transport | Construction of path on the 60feet road connecting batawadi 80fet road and baddihali main road and the road connecting Nalanda convent road and upparalli main road | 1 | 1.85 | 1.17 |
| 115 | Urban Transport | Construction of Footpath from Planet max in kunigal road to ring road in Tumakuru city | 1 | 1.25 | 1.32 |
| 116 | Urban Transport | Development of Footpath from Shettihalli main road to Connecting road in jayanagar | 1 | 0.38 | 0.2 |
| 117 | Urban Transport | Development of Cycle Track from SSIT in Kunigal road to ring road in Tumakuru city | 1 | 1.08 | 1.15 |
| 118 | Urban Transport | Foot path from Rajanna house to Kyathsandra police station on both sides of 80 feet road. | 1 | 0.15 | 0.15 |
| 119 | Urban Transport | Construction of Footpath from KEB office to DC office via Amanikere in Tumakuru city. | 1 | 1.03 | 0.42 |
| 120 | Urban Transport | Construction of Cycle Track from KEB office to DC office via Amanikere in Tumakuru city. | 1 | 1.07 | 0.37 |
| 121 | Urban Transport | Kodibasaveshwara junction improvement in Tumakuru city. | 1 | 0.41 | 0.39 |
| 122 | Urban Transport | Development of footpath in Shettihalli main road from Maruthinagar to Ring road in Tumakuru. & | 1 | 0.78 | 0.2 |
| 123 | Urban Transport | Development of footpath in Devaraj Urs road in Tumakuru. | 1 | 0.77 | 0.89 |
| | | Total of Urban Transport= | 16 | 15.23 | 10.79 |
| | | Grand Total of Tumkur = | 36 | 194.60 | 154.00 |
| 11) District Name : Bagalkote ; City: Bagalkote | | | | | |
| 124 | Water Supply | Providing Continuous Pressurized water supply scheme for old town of Bagalkot (Non Submergence | 1 | 62.04 | 32.11 |
| 125 | Water Supply | WS to Bagalokote (additional Allocations) | 1 | 10.20 | 8.92 |
| 126 | Water Supply | Providing Water Supply to Biluru Guru Basava & Rajeev Gandhi Colony | 1 | 9.26 | 5.62 |
| | | Total of Water Supply = | 3 | 81.50 | 46.65 |
| 127 | Sewerage | Providing and laying sewer network including HSC | 1 | 17.36 | 11.09 |
| 128 | Sewerage | Providing UGD scheme to Bagalkote | 1 | 2.13 | 1.83 |
| 129 | Sewerage | Providing Under Ground Drainage System to Biluru Gurubasava Colony | 1 | 4.94 | 2.99 |
| | | Total of Sewerage= | 3 | 24.43 | 15.91 |
| 130 | Storm Water Drain | Construction of storm water drain from Melligeri towers to chawan Hospital(Shanti nagar cross) and | 1 | 0.82 | 0.99 |
| 131 | Storm Water Drain | Construction of storm water drain from Syndicate Bank to Shailaja Hospital, | 1 | 0.46 | 0.59 |

| Sl.No | Sector | Project Name | No.of projects | Amount in crore | |
|-------|-------------------|---|----------------|-----------------|--------------|
| | | | | Awarded Cost | Expenditure |
| 132 | Storm Water Drain | Construction of storm water drain from Old Bus stand To Railway station. | 1 | 0.97 | 1.17 |
| 133 | Storm Water Drain | Construction of storm water drain from Daddennavar Hospital To Shanti childrens hospital. | 1 | 1.17 | 1.4 |
| 134 | Storm Water Drain | Construction of storm water drain from melligeri complex to chawan hospital cross. | 1 | 0.64 | 0.78 |
| | | Total of Storm Water Drain = | 5 | 4.06 | 4.93 |
| 135 | Parks | Construction of Compound wall and Improvement of Garden near KHB colony Sikkeri cross. | 1 | 0.4 | 0.46 |
| 136 | Parks | Proposed Green space between 16th and 17th road at Hanuman temple Vidyagiri. | 1 | 0.26 | 0.31 |
| 137 | Parks | Improvement of garden at KHB colony Sikkeri. | 1 | 0.36 | 0.41 |
| 138 | Parks | Proposed Green Space at Basav Nagar Vidyagiri beside of Bagalkot road. | 1 | 0.28 | 0.29 |
| 139 | Parks | Proposed Green space in Navnagar at 45th sector near Nilnayak house | 1 | 0.25 | 0.26 |
| 140 | Parks | Proposed Green space layout Siddivinayak temple Vidyagiri. | 1 | 0.22 | 0.26 |
| 141 | Parks | Proposed Green Space near Mallikarjun temple vidyagiri | 1 | 0.19 | 0.23 |
| 142 | Parks | Proposed green space between 16th and 17th at OHT Vidyagiri. | 1 | 0.2 | 0.22 |
| 143 | Parks | Sector - 15 Navnagar, | 1 | 0.2 | 0.2 |
| 144 | Parks | Sector - 16 Navanaagar, | 1 | 0.27 | 0.28 |
| 145 | Parks | Vidyagiri 6th cross, | 1 | 0.19 | 0.2 |
| 146 | Parks | Forest garden at Shanti nagar | 1 | 0.1 | 0.1 |
| 147 | Parks | Nagarasabhe Park | 1 | 0.08 | 0.08 |
| | | Total of Parks= | 13 | 2.99 | 3.29 |
| 148 | Urban Transport | Construction of Footpathwork from Melligeri tower to Shanti nagar cross and Railway station to Shakti | 1 | 0.88 | 0.96 |
| 149 | Urban Transport | Package-1: Footpath Improvement from Bus stand to Railway station | 1 | 0.59 | 0.64 |
| 150 | Urban Transport | Package-2: Railway station Junction Improvement-specific to Pedestration Movment | 1 | 0.21 | 0.17 |
| 151 | Urban Transport | Package-3: Footpath Improvement on Station Road(railway station to Basveswar circle) | 1 | 1.25 | 1.29 |
| 152 | Urban Transport | Package-4: Footpath Improvement From Melligeri Towers to Axis bank | 1 | 0.79 | 0.81 |
| 153 | Urban Transport | Package-5: Footpath Improvement From Syndicate bank to Axis bank road | 1 | 0.8 | 0.86 |
| | | Total of Urban Transport= | 6 | 4.52 | 4.73 |
| | | Grand Total of Bagalkote = | 30 | 117.50 | 75.75 |

| | | | | | Amount in crore | |
|--|-------------------|--|----------------|---------------|-----------------|--|
| Sr.No | Sector | Project Name | No.of projects | Awarded Cost | Expenditure | |
| 12) District Name : Shivmogga ; City: Bhadravathi | | | | | | |
| 154 | Water Supply | Rehabilitation of existing Old pipe line, WTP, Replacement of pumping machineries, Providing | 1 | 55.86 | 45 | |
| 155 | Water Supply | WS to Bhadravathi (Additional Allocations) | 1 | 12.02 | 8.51 | |
| Total of Water Supply = | | | 2 | 67.88 | 53.51 | |
| 156 | Sewerage | Providing UGD Facility in Bhadravathi for Sewerage and Septage Management | 1 | 41.01 | 39.27 | |
| 157 | Sewerage | Providing UGD facility to additional areas, Construction of STP and Rehabilitation of existing STP | 1 | 5.24 | 4.15 | |
| Total of Sewerage = | | | 2 | 46.25 | 43.42 | |
| 158 | Storm Water Drain | Construction of storm water drain from golden jubilee colony visl quarters to bhandarahalli Stp | 1 | 1.01 | 1.01 | |
| 159 | Storm Water Drain | Improvement of storm water drain | 1 | 34.17 | 32.93 | |
| Total of Storm Water Drain = | | | 2 | 35.18 | 33.94 | |
| 160 | Parks | Development of Sidda ruda Nagara Park | 1 | 0.49 | 0.47 | |
| 161 | Parks | Development of Gandhinagar park old town (ward No -13) | 1 | 0.49 | 0.42 | |
| 162 | Parks | Improvements of green apace and parks in ward no.28, Gandhi Park new town | 1 | 0.49 | 0.49 | |
| 163 | Parks | Development of Upper hutta park. | 1 | 0.65 | 0.54 | |
| 164 | Parks | Development of NTB park in Siddapura | 1 | 0.89 | 0.79 | |
| 165 | Parks | Development of Gandhi park New town | 1 | 1.05 | 0.28 | |
| Total of Parks= | | | 6 | 4.06 | 2.99 | |
| Grand Total of Bhadravathi = | | | 12 | 153.37 | 133.86 | |
| 13) District Name : Bidar ; City: Bidar | | | | | | |
| 166 | Sewerage | Providing UGD Scheme to Bidar City under AMRUT | 1 | 107.50 | 98.14 | |
| 167 | Sewerage | Providing UGD Scheme to Bidar City in zone-3 | 1 | 58.62 | 36.79 | |
| 168 | Sewerage | Providing UGD works in Bidar Zone-3 & Zone-1 leftout areas in Bidar City. Savings Amount | 1 | 17.71 | 4.55 | |
| Total of Sewerage = | | | 3 | 183.83 | 139.48 | |

| | | | | | Amount in crore | |
|--|-------------------|---|----------------|---------------|-----------------|--|
| Sl.No | Sector | Project Name | No.of projects | Awarded Cost | Expenditure | |
| 169 | Parks | Development of Childrens Park near Gulzar Theater and park in Nandi Colony | 1 | 0.81 | 0.54 | |
| 170 | Parks | Development of park @ haq colony Under AMRUT | 1 | 0.73 | 0.37 | |
| 171 | Parks | Development of Metre layout park Under AMRUT | 1 | 0.73 | 0.77 | |
| 172 | Parks | Development of Park at New aadharsh colony | 1 | 0.34 | 0.13 | |
| 173 | Parks | Development of Vishveshwarai park, | 1 | 0.4 | 0.65 | |
| | | Total of Parks= | 5 | 3.01 | 2.46 | |
| | | Grand Total of Bidar= | 8 | 186.84 | 141.94 | |
| 14) District Name : Chikamagaluru ; City: Chikamagaluru | | | | | | |
| 174 | Water Supply | Improvement of Water supply scheme | 1 | 113.10 | 99.9 | |
| 175 | Water supply | Proposal for Water supply component in Chikkamagaluru city (savings amount | 1 | 1.06 | 0.91 | |
| | | Total of Water Supply = | 2 | 114.16 | 100.81 | |
| 176 | Storm Water Drain | Construction of storm water drain Jyothi circle to Tippunagara. | 1 | 2.5 | 0.3 | |
| 177 | Storm Water Drain | Construction of storm water drain Ayappanagar to Kote kere | 1 | 3.36 | 2.1 | |
| 178 | Storm Water Drain | Construction of storm water drain Halenahalli to Basavanahalli kere | 1 | 0.32 | 2.41 | |
| 179 | Storm Water Drain | Construction of storm water drain Basavanahalli lake to Kote kere | 1 | 3.3 | 3.22 | |
| 180 | Storm Water Drain | Construction of storm water drain from Kaveri saw milli to Basavanahalli kere | 1 | 0.5 | 0.46 | |
| | | Total of Strom Water Drain = | 5 | 9.98 | 8.49 | |
| 181 | Parks | Development of Parks in Kalyana nagara park (Opp Ganapathi Temple) | 1 | 0.67 | 0.63 | |
| 182 | Parks | Development of Park in 1. Channapur road park behind Major Poovaiah's | 1 | 0.87 | 0.63 | |
| 183 | Parks | Development of Park behind Brahmins hostel | 1 | 0.5 | 0.45 | |
| 184 | Parks | Development Of Parks in 1. KHB Colony 4th Phase Behind Fire Station | 1 | 0.92 | 0.75 | |
| | | Total of Parks= | 4 | 2.96 | 2.46 | |
| | | Grand Total of Chickmagalur= | 11 | 127.1 | 111.76 | |

Amount in crore

| Sl.No | Sector | Project Name | No. of projects | Awarded Cost | Expenditure |
|--|-------------------|--|-----------------|---------------|---------------|
| 15) District Name : Chitradurga ; City: Chitradurga | | | | | |
| 185 | Water Supply | Augmentation of water supply scheme to Chitradurga city V V Sagar as source(For FY 2015-16) | 1 | 33.52 | 32.75 |
| 186 | Water Supply | Augmentation of water supply scheme to Chitradurga city Shanti Sagar (For FY 2016-17) | 1 | 66.40 | 44.36 |
| Total of Water Supply = | | | 2 | 99.92 | 77.11 |
| 187 | Sewerage | Improvement of UGD for Chitradurga City | 1 | 6.58 | 5.66 |
| Total of Sewerage = | | | 1 | 6.58 | 5.66 |
| 188 | Storm Water Drain | Proposed storm water drain from Ramakrishna ashrama to IUDP saraswathipuram 1st cross | 1 | 4.6 | 4.01 |
| 189 | Storm Water Drain | Proposed Storm Water Drain from Chandravalli bridge to holalakere main road INDENT69052 | 1 | 2.81 | 2.32 |
| 190 | Storm Water Drain | Construction of storm water drain from KSRTC layout to onakeobavva circle | 1 | 2.12 | 1.7 |
| 191 | Storm Water Drain | Proposed storm water drain from Yadanandan matt to Graveyard INDENT69053 | 1 | 4.19 | 3.93 |
| 192 | Storm Water Drain | Proposed Storm Water Drain from JDA office to market yard | 1 | 1.14 | 0.54 |
| 193 | Storm Water Drain | Proposed storm water drain from Cresent school to join NH 4 and KMRP fish babanna house to NH4 | 1 | 2.92 | 2.91 |
| 194 | Storm Water Drain | Proposed Storm Water Drain from KSRTC depot to saraswathi law college INDENT69056 | 1 | 1.61 | 1.06 |
| Total of Storm Water Drain = | | | 7 | 19.39 | 16.47 |
| 195 | Parks | Development of park at ward no 31 Housing Board colony | 1 | 0.47 | 0.41 |
| 196 | Parks | Development of park at ward no 35 IUDP layout 6th cross | 1 | 0.48 | 0.48 |
| 197 | Parks | Development of park at ward no 35 IUDP Layout 5th cross -11th cross) | 1 | 0.75 | 0.75 |
| 198 | Parks | Development of park at RajendraNagara Park ward no 34 | 1 | 0.465 | 0.46 |
| 199 | Parks | Development of park at Ward No -18 near Union pumphouse | 1 | 0.72 | 0.71 |
| Total of Parks= | | | 5 | 2.89 | 2.81 |
| Grand Total of Chitradurga= | | | 15 | 128.78 | 102.05 |
| 16) District Name : Gadag ; City: Gadag-Betigeri | | | | | |
| 200 | Water Supply | Improving Water Supply Facility at Gadag-Betigeri (Additional Grant) | 1 | 7.00 | 7 |
| Total of Water Supply = | | | 1 | 7 | 7 |
| 201 | Sewerage | Providing II stage UGD scheme to Gadag-Betigeri city | 1 | 158.70 | 151.39 |

| Amount in crore | | | | | |
|-----------------|-------------------|---|----------------|---------------|---------------|
| Sl.No | Sector | Project Name | No.of projects | Awarded Cost | Expenditure |
| 202 | Sewerage | Providing UGD facilities to Gadag city (Missing links) | 1 | 1.97 | 1.3 |
| | | Total of Sewerage = | 2 | 160.67 | 152.69 |
| 203 | Storm Water Drain | Construction of storm water drain from 1. Behind commerce collage / subjail to Ron road 2. Behind JT collage Raghavendra math to Railway | 1 | 9.25 | 4.46 |
| | | Total of Storm Water Drain = | 1 | 9.25 | 4.46 |
| 204 | Parks | Construction of park in Bheeshma Lake area | 1 | 9.36 | 0.5 |
| 205 | Parks | Development of park in Vishweshwara nagar ward no 35 | 1 | 0.48 | 0.48 |
| 206 | Parks | Development of park in Vivekananda nagar in ward no 11 connecting vartula road | 1 | 0.27 | 0.27 |
| 207 | Parks | Development of Park Betageri Ward no 5 | 1 | 0.22 | 0.22 |
| 208 | Parks | Development of park in Rachoteshwara Nagar ward no 22 near residence of Dr. Hiremath | 1 | 0.42 | 0.43 |
| 209 | Parks | Development of park in Narasapura Nekara Colony ward no 5 | 1 | 0.29 | 0.29 |
| 210 | Parks | Development of Burbure plot ward no 28 | 1 | 0.34 | 0.34 |
| 211 | Parks | Development of park near Arunodaya school ward no 33 | 1 | 0.4 | 0.37 |
| 212 | Parks | Development of park in Radhakrishna nagar ward no 33 | 1 | 0.38 | 0.38 |
| 213 | Parks | Development of Neelamma Ashrama at ward no 35 | 1 | 0.35 | 0.35 |
| 214 | Parks | Development of Park near Ambedkar Bhawan connected to Vartula road in ward no 33 | 1 | 0.4 | 0.39 |
| 215 | Parks | Development of park near Vijayanagara High School ward no 22 | 1 | 0.48 | 0.48 |
| 216 | Parks | Development of park near City Municipality in Halakeri Mutt Road in ward no 29 | 1 | 0.17 | 0.05 |
| | | Total of Parks = | 13 | 13.56 | 4.55 |
| 217 | Urban Transport | Package 1. Improvement of Footpath, NMT lane and parking Between bhoom reddy circle to including improvement of pedestrian facilities at H K patil Circle | 1 | 3.41 | 2.18 |
| 218 | Urban Transport | Improvement Public Trasport Facilities-Bus Shelters and Improvement of Pedestrian facilities and NMT | 1 | 2.19 | 3.4 |
| | | Total of Urban Transport= | 2 | 5.6 | 5.58 |
| | | Grand Total of Gadag-Betegeri = | 19 | 196.08 | 174.28 |

Amount in crore

| Sr.No | Sector | Project Name | No. of projects | Awarded Cost | Expenditure |
|--|-------------------------------------|---|-----------------|--------------|--------------|
| 17) District Name : Koppal ; City: Gangavathi | | | | | |
| 219 | Water Supply | Providing and laying MS/DI Feeder Pipe Line, Renovation of existing WTP, impounding reservoir in | 1 | 26.72 | 23.63 |
| | Total of Water Supply = | | 1 | 26.72 | 23.63 |
| 220 | Sewerage | Providing and Laying of Lateral Sewer Pipeline and Construction of MH, Wet wells, Pumping Machinery | 1 | 35.64 | 29.74 |
| 221 | Sewerage | Providing UGD scheme to Gangavati city (Additional Grant) | 1 | 14.13 | 12.79 |
| 222 | Sewerage | Providing sewer network in Janthkal road in ward no.28 (Additional Grant) | 1 | 1.47 | 1.55 |
| | Total of Sewerage = | | 3 | 51.24 | 44.08 |
| 223 | Storm Water Drain | Construction of Major Drain Vishwabharathi School to Durugamma Nala, SBH Bank | 1 | 2 | 1.99 |
| 224 | Storm Water Drain | Construction of Drain Work at Durgamma nala | 1 | 10.52 | 1.72 |
| 225 | Storm Water Drain | Construction of RCC storm water Drain In Prashanth nagar | 1 | 1.86 | 1.51 |
| 226 | Storm Water Drain | Construction of RCC storm water Drain In Janthkal | 1 | 0.79 | 0.7 |
| 227 | Storm Water Drain | Construction of RCC Storm water Drain in Children Park | 1 | 4.69 | 4.01 |
| | Total of Storm Water Drain = | | 5 | 19.86 | 9.93 |
| 228 | Parks | Development of children friendly parks at Jayanagar, Near Kuvempu nagar 15-16 Kuvempu Layout | 1 | 0.34 | 0.33 |
| 229 | Parks | Development of Garden at Jayanagar 2nd stage in Gangavathi | 1 | 0.23 | 0.12 |
| 230 | Parks | Development of Children park @ ward No 31 mahabaleshwar layout | 1 | 0.52 | 0.49 |
| 231 | Parks | Development of Children park @ Anjaneya Badavane | 1 | 0.4 | 0.38 |
| 232 | Parks | Proposed green space @ teachers colony | 1 | 0.38 | 0.37 |
| 233 | Parks | Proposed green space @ Gadwal camp park | 1 | 0.2 | 0.1 |
| 234 | Parks | Proposed green space @ Indira nagar | 1 | 0.18 | 0.1 |
| | Total of Parks = | | 7 | 2.25 | 1.89 |
| 235 | Urban Transport | Footpath improvement from Bus stand to Gandhi circle (Length 1km Court Rd) | 1 | 1.36 | 1.08 |
| 236 | Urban Transport | Footpath and cycle track improvement from bus stand to Gandhi Chowk Rd(Anegundi rd) | 1 | 2.14 | 1.52 |

| Amount in crore | | | | | |
|------------------------------------|-----------------|--|----------------|--------------|--------------|
| Sl.No | Sector | Project Name | No.of projects | Awarded Cost | Expenditure |
| 237 | Urban Transport | Footpath improvemnet from Gandhi circle to Kampli bypass junction | 1 | 1.32 | 1.31 |
| 238 | Urban Transport | Two wheeler parking on NALA covering 150 Mtr of NALA | 1 | 3.61 | 1.85 |
| 239 | Urban Transport | Footbridges across NALA at 2 locations Islampur rod and Gandhi Chowk | 1 | 0.71 | 0.25 |
| 240 | Urban Transport | Construction of Foothpath from Gandhi Circle to Mahaveer Circle. | 1 | 0.99 | 0.82 |
| Total of Urban Transport= | | | 6 | 10.13 | 6.83 |
| Grand Total of Gangavathi = | | | 22 | 110.2 | 86.36 |

18) District Name : Hassan ; City: Hassan

| | | | | | |
|--------------------------------|--------------|---|----------|---------------|---------------|
| 241 | Water Supply | Water Supply Scheme to Hassan city | 1 | 114.68 | 101.7674 |
| 242 | Water Supply | Providing Water Supply distribution system to selected wards in Hassan CMC limits under AMRUT | 1 | 23.23 | 18.38 |
| Total of Water Supply = | | | 2 | 137.91 | 120.15 |
| 243 | Parks | Improvements in Maharaja Park ward no 8 (Part-A) | 1 | 0.4 | 0.43 |
| 244 | Parks | Improvements in KHB colony channapatan nera new bus stand, ward no 34 | 1 | 0.25 | 0.33 |
| 245 | Parks | B) Development of Green space & parks (Maharaja parks ward no 3,4,5,9,10,14,16 & 27th Parks) | 1 | 0.14 | 0.14 |
| 246 | Parks | Improvements in Hunasinakeri park, ward no 27 | 1 | 0.18 | 0.18 |
| 247 | Parks | Improvements in M Hosakoappalu park near Jaxmidevamma temple ward no 30 | 1 | 0.57 | 0.61 |
| 248 | Parks | Improvements in Hemavati nagar park near Brahmana Womens Hostel ward no 12 | 1 | 0.16 | 0.15 |
| Total of Parks= | | | 6 | 1.7 | 1.84 |
| Grand Total of Hassan = | | | 8 | 139.61 | 121.99 |

19) District Name : Vijayanagara ; City: Hospete

| | | | | | |
|--------------------------------|--------------|--|----------|---------------|--------------|
| 249 | Water Supply | Providing Water Supply System | 1 | 50.82 | 35.33 |
| Total of Water Supply = | | | 1 | 50.82 | 35.33 |
| 250 | Sewerage | Providing Under Ground Drainage System | 1 | 88.75 | 58.7 |
| 251 | Sewerage | Construction of Sewerage and Septage System (Additional Grant) | 1 | 16.58 | 2.59 |
| Total of Sewerage = | | | 2 | 105.33 | 61.29 |

| Amount in crore | | | | | |
|--|-------------------|--|----------------|---------------|---------------|
| Sl.No | Sector | Project Name | No.of projects | Awarded Cost | Expenditure |
| 252 | Storm Water Drain | Construction of Storm Water Drain near Raitra bhavan to HUDA office | 1 | 1.71 | 1.36 |
| 253 | Storm Water Drain | Construction of Storm Water Drain from Valmiki Circle to HLC canal(Sandur road) | 1 | 0.52 | 0.48 |
| 254 | Storm Water Drain | Construction of Storm Water Drain from Ukkadkeri area | 1 | 0.16 | 0.16 |
| 255 | Storm Water Drain | Construction of Storm water Drain Raghavendra Temple Jagalikatraya Area to Meer | 1 | 2.5 | 2.5 |
| 256 | Storm Water Drain | Construction of Storm Water Drain From Don Bosco School to Raghavendra temple | 1 | 1.98 | 1.28 |
| | | Total of Storm Water Drain = | 5 | 6.87 | 5.78 |
| 257 | Parks | PARK @ LLC and RING ROAD in HOSPET | 1 | 1.44 | 1.42 |
| 258 | Parks | Development of children park at RAJIV NAGAR | 1 | 0.85 | 0.85 |
| 259 | Parks | Development of children park at Phoolban | 1 | 0.62 | 0.62 |
| 260 | Parks | Construction and improvement of park at Ward no.22, Gavisiddeshwar nagar and Ward no. 28 M.J nagar, 7th | 1 | 0.97 | 0.85 |
| | | Total of Parks= | 4 | 3.88 | 3.74 |
| 261 | Urban Transport | Foot path Improvements from Railway station circle to Moorangadi Circle | 1 | 2.1 | 1.77 |
| 262 | Urban Transport | Foot path Improvements from Kanakadasa circle to Valmiki Circle | 1 | 3.35 | 2.69 |
| 263 | Urban Transport | Provision of dedicated bicycle lane from Kanakadasa Circle to Udyog petrol pump | 1 | 0.67 | 0.12 |
| | | Total of Urban Transport= | 3 | 6.12 | 4.58 |
| | | Grand Total of Hospet = | 15 | 173.02 | 110.72 |
| 20) District Name : Kolar ; City: Kolar | | | | | |
| 264 | Water Supply | Providing Water Supply Scheme To Kolar City | 1 | 7.82 | 7.87 |
| 265 | Water Supply | WS to Kolar (Additional Allocations) | 1 | 9.50 | 9.08 |
| | | Total of Water Supply = | 2 | 17.32 | 16.95 |
| 266 | Sewerage | Providing Comprehensive UGD Scheme | 1 | 67.90 | 53.8 |
| 267 | Sewerage | Providing and laying of 610mm dia meter MS encasing pipe along with allied works by Horizontal Direction | 1 | 0.5 | 0.48 |
| | | Total of Sewerage = | 2 | 68.4 | 54.28 |
| 268 | Storm Water Drain | Improvement of construction of storm water drain from stadium to KSRTC bus stand | 1 | 0.26 | 0.3 |
| 269 | Storm Water Drain | Construction of SWD Keelukote Janatha colony to Railway track | 1 | 5.32 | 2.8 |

| | | | | | Amount in crore |
|-------|-------------------|---|----------------|--------------|-----------------|
| Sl.No | Sector | Project Name | No.of projects | Awarded Cost | Expenditure |
| 270 | Storm Water Drain | Construction of SWD at Stadium to via KSRTC Bus Stand to Rahamthanagara Rajakaluve | 1 | 3.03 | 2.24 |
| 271 | Storm Water Drain | Construction of SWD Karanjikatte Khadripura main road Jogappa house to Shanthi Nagara Raja Kaluve | 1 | 3.07 | 1.36 |
| 272 | Storm Water Drain | Construction of SWD Sulthan Tippasandra to via Railway track | 1 | 2.5 | 2.28 |
| 273 | Storm Water Drain | Construction of SWD RTO office Rajakaluve to railway station road | 1 | 2.96 | 1.85 |
| 274 | Storm Water Drain | Construction of SWD New extension OA Srinivasagowda house to Doom light circle & Railway | 1 | 2.21 | 1.87 |
| 275 | Storm Water Drain | Construction of SWD Shahidnagara to via Chamundinagara to Tekal road | 1 | 1.85 | 0.88 |
| 276 | Storm Water Drain | Construction of SWD Khadripura main road via Bhovi Colony to Rahamathnagara Raja kaluve Kolar CMC | 1 | 1.03 | 0.98 |
| 277 | Storm Water Drain | Construction of SWD Keelukote OHT to Railway track | 1 | 0.99 | 0.98 |
| 278 | Storm Water Drain | Construction of SWD Kurubara pet and Kankanapalya to Kolaramma tank bed area | 1 | 0.98 | 0.96 |
| 279 | Storm Water Drain | Construction of SWD Rahamathanagara main road Railway track to Srinivasapura circle both side | 1 | 2.87 | 2.11 |
| 280 | Storm Water Drain | Construction of SWD Harohalli and Chowdeshwari nagara, Nanda Gokal School to NH road | 1 | 1.77 | 1.23 |
| 281 | Storm Water Drain | Construction of SWD Noor Nagara to PWD Quatros via to Srinivasapura circle | 1 | 0.32 | 0.17 |
| 282 | Storm Water Drain | Construction of SWD from Railway track to Rahamatullanagar Raj Kaluve | 1 | 3.42 | 3.28 |
| 283 | Storm Water Drain | Construction of SWD at Kodikannuru to Manigatta road | 1 | 3.86 | 3.29 |
| 284 | Storm Water Drain | Construction of SWD at Chokka Convention hall | 1 | 0.43 | 0.46 |
| 285 | Storm Water Drain | Construction of SWD at Manjunatha house to Rahamathulla nagar Rajakaluve | 1 | 0.61 | 0.58 |
| 286 | Storm Water Drain | Construction of SWD at KM Prakash House to Existing Drain at Railway track | 1 | 0.37 | 0.13 |
| | | Total of Storm Water Drain = | 19 | 37.85 | 27.75 |
| 287 | Parks | Development of park at Dharamaraya nagara | 1 | 0.85 | 0.75 |
| 288 | Parks | Park layout at cmc office | 1 | 0.96 | 0.77 |
| 289 | Parks | Park layout at ward.no 1,tamaka layout | 1 | 0.29 | 0.11 |
| 290 | Parks | Park layout at word no 3, Kote area near kanteswara temple | 1 | 0.13 | 0.05 |
| 291 | Parks | Park layout at word no 6 , byregowda nagar,BEML | 1 | 0.33 | 0.1 |
| 292 | Parks | Park layout at ward no .14&15, jayanagar | 1 | 0.16 | 0.14 |

Amount in crore

| Sf.No | Sector | Project Name | No.of projects | Awarded Cost | Expenditure |
|-------|-----------------|---|----------------|---------------|---------------|
| 293 | Parks | Park layout at ward no.28, siddeshwar temple | 1 | 0.56 | 0.18 |
| 294 | Parks | Proposed Green space layout at Chikkananjappa park | 1 | 0.2 | 1.12 |
| 295 | Parks | Proposed Green space layout at Chikkananjappa park 2 | 1 | 0.49 | 0.47 |
| 296 | Parks | Development of park at Plasandra Layout park | 1 | 1.14 | 0.41 |
| 297 | Parks | Development of park at sarvagna park | 1 | 1.57 | 1.57 |
| 298 | Parks | Development of Park at Kuvempu nagar | 1 | 0.29 | 0.21 |
| | | Total of Parks = | 12 | 6.97 | 5.83 |
| 299 | Urban Transport | Construction of Two Foot over Bridges near KSRTC Bus stand and MB Road. | 1 | 0.42 | 0 |
| | | Total of Urban transport= | 1 | 0.42 | 0 |
| | | Grand Total of Kolar = | 36 | 130.96 | 104.81 |

21) District Name : Mandya ; City: Mandya

| | | | | | |
|-----|--------------|--|-----------|---------------|---------------|
| 300 | Water Supply | 3rd Stage Water Supply Scheme | 1 | 113.46 | 113.46 |
| 301 | Water Supply | Water Supply to Mandya (Additional Allocations) | 1 | 9.02 | 7.5 |
| | | Total of Water Supply = | 2 | 122.48 | 120.96 |
| 302 | Sewerage | Remodelling and Rejuvenation of Under Ground Drainage System | 1 | 6.57 | 4.99 |
| 303 | Sewerage | Providing UGD facilities to Mandya city (Additional grant) | 1 | 8.04 | 8.23 |
| | | Total of Sewerage = | 2 | 14.61 | 13.22 |
| 304 | Parks | Development of Sudhir Park in Svarena sandra and jodi park in Kuvempu nagar Mandya CMC limit | 1 | 0.36 | 0.36 |
| 305 | Parks | Development Of Shivananjappa Park , Venkatagiriappa Park , Balumuri Ganapathi Park, | 1 | 0.27 | 0.25 |
| 306 | Parks | Development Of Balabhavan Park At Ward No 19 Ashoka Nagar | 1 | 0.39 | 0.39 |
| 307 | Parks | Providing & Fixing Open Gym Equipments At Bhalabhavan Park, Jodi Park, Sudder Park , | 1 | 0.37 | 0.37 |
| 308 | Parks | Providing & Fixing Childern Playing Equipments At Bhalabhavan Park, Jodi Park, Sudder Park , | 1 | 0.22 | 0.22 |
| 309 | Parks | Providing & Fixing Gajebo At Bhalabhavan Park, Jodi Park, Sudder Park , Shivanajappa Park | 1 | 0.13 | 0.12 |
| | | Total of Parks = | 6 | 1.74 | 1.71 |
| | | Grand Total of Mandya = | 10 | 138.83 | 135.89 |

| | | | | | Amount in crore |
|---|--------------|---|----------------|---------------|-----------------|
| Sl.No | Sector | Project Name | No.of projects | Awarded Cost | Expenditure |
| 22) District Name : Raichur ; City: Raichur | | | | | |
| 310 | Water Supply | Improvement water supply scheme to Raichur | 1 | 54.26 | 45.45 |
| | | Total of Water Supply = | 1 | 54.26 | 45.45 |
| 311 | Sewerage | UGD to Yeramaras zone with 5.5 MLD SIP & Hosur Zone | 1 | 93.19 | 76.91 |
| 312 | Sewerage | Providing UGD scheme (Additional grant) | 1 | 15.46 | 13.2 |
| 313 | Sewerage | Providing UGD works in Ekaspur, Ashkihal and missing links in Ward no. 13 to 22 <i>(Saving)</i> | 1 | 9.06 | 2.61 |
| | | Total of Sewerage = | 3 | 117.71 | 92.72 |
| 314 | Parks | Development of park with Children friendly components - Mehboob Gulshan Park. | 1 | 0.67 | 0.59 |
| 315 | Parks | Development of park with Children friendly components - Devaru Colony Park. | 1 | 0.86 | 0.82 |
| 316 | Parks | Development of Park With Children Friendly Component-Savitri Colony Park | 1 | 0.29 | 0.28 |
| 317 | Parks | Development of Park With Children Friendly Component-IDSMT Layout | 1 | 0.3 | 0.27 |
| 318 | Parks | Development of Park With Children Friendly Component Jawahar Nagar | 1 | 0.25 | 0.24 |
| 319 | Parks | Development of childers park Balanagama colony | 1 | 0.3 | 0.25 |
| 320 | Parks | Development of childers park in Kalyani nagar | 1 | 0.5 | 0.49 |
| | | Total of Parks = | 7 | 3.17 | 2.94 |
| | | Grand Total of Raichur = | 11 | 175.14 | 141.11 |
| 23) District Name : Haveri ; City:Ranebennur | | | | | |
| 321 | Water Supply | Construction of Works and Services for Operation and Management of 24 x 7 Water Supply System for Ranebennur Town in Karnataka Pakage No 01-WS- | 1 | 115.42 | 96.49 |
| 322 | Water Supply | Restoration of Gangajala Doddakere lake | 1 | 29.83 | 19.87 |
| | | Total of Water Supply = | 2 | 145.25 | 116.36 |
| 323 | Parks | Development of Park R.S No. 7 & 76 Gourishankar nagar in ward no 31 @ Ranebennur city | 1 | 0.49 | 0.48 |
| 324 | Parks | Development of Green space and park @ ward no 31 Ishwar Nagar , Magod road | 1 | 0.23 | 0.22 |
| 325 | Parks | Development of Green space and Parks @ ward no 29 Maruti nagar | 1 | 0.21 | 0.21 |
| 326 | Parks | Development of Green space and park @ ward no 30 Kanakadas Nagar, Ranebennur, CMC Limit in | 1 | 0.21 | 0.21 |
| 327 | Parks | Development of Green space and park @ ward no 28 Maruti nagar in R.S.No.311 (park No-1) | 1 | 0.22 | 0.22 |
| 328 | Parks | Development of Green space and park @ ward no 31 Gourishankar Nagar | 1 | 0.21 | 0.19 |
| 329 | Parks | Development of Green space and park @ ward no 31 Ishwar Nagar | 1 | 0.23 | 0.18 |

Amount in crore

| Sl.No | Sector | Project Name | No.of projects | Awarded Cost | Expenditure |
|---|-------------------|--|----------------|---------------|---------------|
| 330 | Parks | Development of Green space and Parks @ Ward no 4 Adavi Anjaneya Badavane | 1 | 0.2 | 0.18 |
| 331 | Parks | Development of Green space and park @ ward no 74 Banashankari Nagar | 1 | 0.21 | 0.21 |
| | | Total of Parks = | 9 | 2.21 | 2.10 |
| | | Grand Total of Ranebennur = | 11 | 147.46 | 118.46 |
| 24) District Name : Kolar ; City: Robertsonpet | | | | | |
| 332 | Water Supply | Providing Water Supply Schemes | 1 | 55.77 | 30.77 |
| 333 | Water Supply | WS to Robertsonpet (Additional Allocations) | 1 | 11.96 | 14.09 |
| | | Total of Water Supply = | 2 | 67.73 | 44.86 |
| 334 | Sewerage | Providing UGD Scheme | 1 | 43.52 | 31.63 |
| 335 | Sewerage | Providing UGD Scheme to W.No- 26 | 1 | 4.21 | 2.4 |
| 336 | Sewerage | Providing 5MLD MBBR Sewerage treatment plant | 1 | 5.62 | 2.6847 |
| | | Total of Sewerage = | 3 | 53.35 | 36.71 |
| 337 | Parks | Development of Park at Lourdhunagar | 1 | 0.28 | 0.24 |
| 338 | Parks | Development of Park at Gowthamnagar | 1 | 0.18 | 0.14 |
| 339 | Parks | Improvement of Park at Opposite Flour Mill, ST Block, Oorgaum. | 1 | 0.19 | 0.17 |
| 340 | Parks | Improvement of Park at ET Block, Ward No.16. | 1 | 0.17 | 0.15 |
| 341 | Parks | Development of Park at Championreefs, M-Block, | 1 | 0.29 | 0.24 |
| 342 | Parks | Construction of Compound walls grills, walk path with green space at Married Quarters Area, Championreef | 1 | 0.55 | 0 |
| 343 | Parks | Improvement of Park at Bullens Band Lane, Ward No.7. | 1 | 0.26 | 0.23 |
| 344 | Parks | Development of Park at School of Mines, | 1 | 0.41 | 0.38 |
| 345 | Parks | Improvement of Park at Opposite RTO Office near New Oriental Lane, Ward No.5. | 1 | 0.21 | 0.18 |
| 346 | Parks | Improvement of Park near Five Lights Area | 1 | 0.26 | 0.24 |
| | | Total of Parks = | 10 | 2.8 | 1.97 |
| 347 | Storm Water Drain | Construction of SWD from Oriental Bridge to Ashoknagar Bridge, BM Road | 1 | 2.62 | 2.6 |
| 348 | Storm Water Drain | Construction of SWD from Hendry's 2nd line to Hendry's Main Bridge, Ward No.6, CMC | 1 | 0.39 | 0.44 |

| Amount in crore | | | | | |
|--|-------------------|--|-----------------|---------------|---------------|
| Sl.No | Sector | Project Name | No. of projects | Awarded Cost | Expenditure |
| 349 | Storm Water Drain | Construction of SWD from Ashoknagar Bridge to Muneshwara Temple, Ward No.19 | 1 | 2.49 | 2.07 |
| 350 | Storm Water Drain | Construction of SWD from Gangamma Temple to 3rd Cross, Swarnanagar, Ward No.22 | 1 | 0.3 | 0 |
| 351 | Storm Water Drain | Construction of SWD from Swarnanagar Pump House to Swarnanagar Lake, Ward No.22 | 1 | 0.38 | 0.38 |
| 352 | Storm Water Drain | Construction of SWD from North Gilberts to Susaipalyam Main Bridge, Ward No.8 | 1 | 1.32 | 1.31 |
| 353 | Storm Water Drain | Construction of SWD from Nandydurg Club to Jwala Petrolbunk, Ward No.7 & Jwala Petrolbunk to | 1 | 3.97 | 3.91 |
| 354 | Storm Water Drain | Construction of SWD from Electric Colony to Malayali Lane, Ward No.17 & ST Block bridge to Jwala | 1 | 1.61 | 1.59 |
| 355 | Storm Water Drain | Construction of SWD from BM Road, Sumathinagar to Gowthamnagar 2nd Stage, Ward No.31, CMC | 1 | 1.17 | 0.79 |
| 356 | Storm Water Drain | Construction of SWD from Subbarao House to Pipeline Road, Nachapalli, Ward No.29. Kuntigangamma Temple | 1 | 2.34 | 2.28 |
| 357 | Storm Water Drain | Construction of SWD from MG Market Doddi to Bowrilalpet Drain, Ward No.23 & Bowrilalpet Bridge | 1 | 3.99 | 3.81 |
| Total of Storm Water Drain = | | | 11 | 20.58 | 19.18 |
| 358 | Urban Transport | Construction & Improvement of footpath from Surajmull Circle to Saldana Circle(2015-2016) | 1 | 0.83 | 0.77 |
| 359 | Urban Transport | Construction & Improvement of footpath from Oorgaum railway station to Surajmull Circle | 1 | 1.52 | 1.35 |
| 360 | Urban Transport | Construction & Improvement of footpath from Prichard road to Rajkumar Circle | 1 | 0.66 | 0 |
| 361 | Urban Transport | Construction & Improvement of footpath from Geetha road to Rajkumar Circle | 1 | 0.61 | 0 |
| 362 | Urban Transport | Construction & Improvement of footpath from Suvarnanagar to Rajkumar Circle | 1 | 0.72 | 0 |
| 363 | Urban Transport | Construction & Improvement of footpath from Andersonpet to Gilbert Circle | 1 | 0.65 | 0.22 |
| 364 | Urban Transport | Construction & Improvement of footpath from Surajmull Circle to Gandhi Circle & Construction of Bus | 1 | 0.3532 | 0.13 |
| 365 | Urban Transport | Construction & Improvement of footpath from Saldana Circle to KSRTC Depot. | 1 | 1.56 | 1.23 |
| Total of Urban Transport= | | | 8 | 6.90 | 3.7 |
| Grand Total of Robertsonpet = | | | 34 | 151.36 | 106.42 |
| 25) District Name : Udupi ; City: Udupi | | | | | |
| 366 | Water Supply | Improvement of Water Supply Facilities in Udupi (Source improvements) | 1 | 119.52 | 72.79 |
| 367 | Water Supply | Providing water supply distribution system to Udupi (Over Head Tanks) | 1 | 9.03 | 5.5 |
| Total of Water Supply = | | | 2 | 128.55 | 78.29 |

Amount in crore

| Sl.No | Sector | Project Name | No.of projects | Awarded Cost | Expenditure |
|--|-------------------|---|----------------|---------------|--------------|
| 368 | Parks | Development of Park at Subramanya Nagara. | 1 | 0.31 | 0.31 |
| 369 | Parks | Development of Bhujanga Park-II | 1 | 0.31 | 0.29 |
| 370 | Parks | Improvements of green space and parks at Bhujanga Park, Ajjarakad. | 1 | 0.2 | 0.19 |
| 371 | Parks | Children Equipment and Open gym equipment in Subramanya and Bujanga park | 1 | 0.16 | 0.16 |
| | | Total of Parks = | 4 | 0.98 | 0.95 |
| | | Grand Total of Udupi = | 6 | 129.53 | 79.24 |
| 26) District Name : Bagalkote ; City: Badami | | | | | |
| 372 | Water Supply | construction of storage reservoirs and distribution network and house service connections to uncovered | 1 | 8.94 | 8.36 |
| | | Total of Water Supply = | 1 | 8.94 | 8.36 |
| 373 | Swerage | Providing UGD network in uncovered area with HSC and rehabilitation of existing sewer | 1 | 15.48 | 15.28 |
| 374 | Swerage | UGD scheme to Badami | 1 | 7.80 | 7.31 |
| | | Total of Swerage= | 2 | 23.28 | 22.59 |
| 375 | Storm Water Drain | Construction of RCC Drain at Teepu Nagar from sabarapadi Daraga to Bus stand Division No :1 of | 1 | 0.42 | 0.49 |
| 376 | Storm Water Drain | Construction of Storm Water Drain from Dr.Ambedkar Bhavan. To Existing Drain at Badami | 1 | 0.74 | 0.72 |
| 377 | Storm Water Drain | Construction of Storm water drain at Vegetable market in Badami | 1 | 0.36 | 0.36 |
| 378 | Storm Water Drain | Construction of Storm water drain from behind Pulikeshi school to Ramadurga road nala in Badami | 1 | 1.02 | 1.01 |
| | | Total of Storm Water Drain = | 4 | 2.54 | 2.58 |
| 379 | Parks | Improvement of House area Park at Anand Nagar Park+Tippu Nagar+Guled Lakavva Park at Badami | 1 | 0.21 | 0.21 |
| 380 | Parks | Proposed Green-space layout at 1. Garden Colony Badami | 1 | 0.36 | 0.38 |
| | | Total of Parks= | 2 | 0.57 | 0.59 |
| 381 | Urban Transport | Footpath, Pedestrian refuge & Parking Improvement from KVG Bank to Basaveshwar Circle in Badami | 1 | 0.73 | 0.72 |
| | | Total of Urban transport= | 1 | 0.73 | 0.72 |
| | | Grand Total of Badami= | 10 | 36.06 | 34.84 |
| 27) District Name : Bangalore ; City: Bangalore | | | | | |
| 382 | Water Supply | Byatarayanapura work (110 villages) Providing Water Supply facilities to Byatarayanapura zone area under 110 villages of BBMP | 1 | 177.22 | 14.607 |
| 383 | Water Supply | Providing and laying Clear Water Pipeline from GKVK Reservoir to HBR Reservoir | 1 | 45.13 | 50.41 |

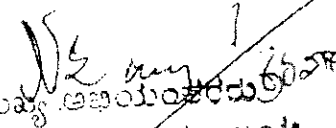
ಅನುಬಂಧ-06

ನಗರೋತ್ಥಾನ (ಮುನಿಸಿಪಾಲಿಟಿ)-3ನೇ ಹಂತದ ಯೋಜನೆ

ರೂ. ಲಕ್ಷಗಳಲ್ಲಿ

| ಕ್ರ. ಸಂ. | ಜಿಲ್ಲೆಯ ಹೆಸರು | ಹಂಚಿಕೆ | 2017-18 | | 2018-19 | | 2019-20 | | 2020-21 | | ಒಟ್ಟು | |
|----------|----------------------|----------|---------|---------|---------|---------|---------|---------|---------|---------|---------|---------|
| | | | ಬಡ್ಡು | ವೆಚ್ಚ | ಬಡ್ಡು | ವೆಚ್ಚ | ಬಡ್ಡು | ವೆಚ್ಚ | ಬಡ್ಡು | ವೆಚ್ಚ | ಬಡ್ಡು | ವೆಚ್ಚ |
| 1 | ಕೋಲಾರ | 11750.00 | 35.51 | 35.51 | 357.22 | 357.22 | 2454.54 | 2454.54 | 5322.11 | 4402.70 | 8169.38 | 7249.97 |
| 2 | ಚಿಕ್ಕಬಳ್ಳಾಪುರ | 11950.00 | 0.00 | 0.00 | 2419.45 | 2419.45 | 2982.63 | 2982.63 | 1415.51 | 1061.63 | 6817.59 | 6463.71 |
| 3 | ಬೆಂಗಳೂರು (ಗ್ರಾಮಾಂತರ) | 7250.00 | 974.24 | 367.85 | 858.00 | 887.41 | 1862.41 | 1682.97 | 511.96 | 1226.48 | 4206.61 | 4164.71 |
| 4 | ಬೆಂಗಳೂರು (ನಗರ) | 7250.00 | 0.00 | 0.00 | 362.44 | 362.44 | 3221.80 | 3221.80 | 885.07 | 885.07 | 4469.31 | 4469.31 |
| 5 | ರಾಮನಗರ | 10250.00 | 305.98 | 305.98 | 1582.50 | 1582.50 | 3123.88 | 3103.97 | 627.25 | 625.75 | 5639.61 | 5618.20 |
| 6 | ಶುನಕೂರು | 8600.00 | 67.00 | 67.00 | 3321.00 | 3321.00 | 1298.00 | 1298.00 | 2004.51 | 1902.00 | 6690.51 | 6588.00 |
| 7 | ಚಿತ್ರದುರ್ಗ | 10150.00 | 725.00 | 703.00 | 3133.45 | 3133.45 | 1707.59 | 1707.59 | 800.59 | 774.68 | 6366.63 | 6318.72 |
| 8 | ದಾವಣಗೆರೆ | 4650.00 | 0.00 | 0.00 | 2088.13 | 1985.65 | 1452.66 | 1334.62 | 103.68 | 324.20 | 3644.47 | 3644.47 |
| 9 | ಶಿವಮೊಗ್ಗ | 7750.00 | 742.57 | 742.57 | 1482.08 | 1482.09 | 2644.35 | 2644.35 | 750.24 | 748.86 | 5619.24 | 5617.87 |
| 10 | ಮಂಡ್ಯ | 8500.00 | 2300.00 | 1406.11 | 1744.08 | 1247.58 | 966.00 | 2207.39 | 818.96 | 842.65 | 5829.04 | 5703.73 |
| 11 | ಚಾಮರಾಜನಗರ | 7150.00 | 0.00 | 0.00 | 2251.22 | 895.76 | 762.00 | 1906.46 | 500.00 | 673.86 | 3513.22 | 3476.08 |
| 12 | ಮೈಸೂರು | 8950.00 | 2000.00 | 2000.00 | 280.69 | 280.69 | 2328.85 | 2328.83 | 1263.48 | 1194.92 | 5873.00 | 5804.44 |
| 13 | ಹಾಸನ | 9400.00 | 500.00 | 500.00 | 896.30 | 896.30 | 1597.12 | 1597.12 | 842.83 | 841.07 | 3836.25 | 3834.49 |
| 14 | ಚಿಕ್ಕಮಗಳೂರು | 6550.00 | 266.41 | 266.41 | 876.02 | 876.02 | 1933.02 | 1933.02 | 714.54 | 653.68 | 3789.99 | 3729.13 |
| 15 | ಉಡುಪಿ | 6200.00 | 1412.50 | 1412.50 | 490.98 | 490.98 | 1295.85 | 1295.85 | 1178.09 | 1121.05 | 4377.42 | 4320.38 |
| 16 | ದಕ್ಷಿಣಕನ್ನಡ | 8100.00 | 375.00 | 375.00 | 1576.24 | 1576.24 | 2118.51 | 2118.51 | 1201.97 | 1201.24 | 5271.72 | 5270.99 |
| 17 | ಕೊಡಗು | 4100.00 | 0.00 | 0.00 | 914.62 | 913.81 | 949.00 | 945.57 | 290.21 | 217.96 | 2153.83 | 2077.34 |
| 18 | ಹಾವೇರಿ | 11450.00 | 39.73 | 39.73 | 1650.52 | 1650.52 | 3609.45 | 3586.15 | 1890.28 | 1738.16 | 7189.98 | 7014.56 |

| ಕ್ರ. ಸಂ. | ಜಿಲ್ಲೆಯ ಹೆಸರು | ಪಂಚಕೆ | 2017-18 | | 2018-19 | | 2019-20 | | 2020-21 | | ಒಟ್ಟು | |
|----------|---------------|-----------|----------|----------|----------|----------|----------|----------|----------|----------|-----------|-----------|
| | | | ಬಡುಗಡೆ | ವೆಚ್ಚ | ಬಡುಗಡೆ | ವೆಚ್ಚ | ಬಡುಗಡೆ | ವೆಚ್ಚ | ಬಡುಗಡೆ | ವೆಚ್ಚ | ಬಡುಗಡೆ | ವೆಚ್ಚ |
| 19 | ಉತ್ತರ ಕನ್ನಡ | 12800.00 | 214.32 | 214.32 | 1810.37 | 1810.37 | 3049.84 | 3049.84 | 2619.27 | 1942.04 | 7693.80 | 7016.57 |
| 20 | ಬೆಳಗಾವಿ | 24150.00 | 1939.42 | 1989.42 | 2688.44 | 2688.44 | 9384.97 | 9384.97 | 1851.55 | 748.62 | 15914.38 | 14811.45 |
| 21 | ಧಾರವಾಡ | 2100.00 | 0.00 | 0.00 | 747.06 | 747.06 | 783.26 | 622.97 | 0.00 | 100.63 | 1530.32 | 1470.66 |
| 22 | ಗದಗ | 7850.00 | 1158.62 | 1158.62 | 1829.19 | 1829.19 | 2717.64 | 2717.64 | 712.92 | 485.78 | 6418.37 | 6191.23 |
| 23 | ಬಾಗಲಕೋಟೆ | 19150.00 | 1900.00 | 1900.00 | 1610.00 | 1610.00 | 3661.00 | 3661.00 | 3434.35 | 1744.89 | 10605.35 | 8915.89 |
| 24 | ವಿಜಯಪುರ | 7250.00 | 1437.00 | 1437.00 | 934.00 | 934.00 | 2045.00 | 1835.00 | 1089.03 | 943.00 | 5505.03 | 5149.00 |
| 25 | ಬೀದರ್ | 9450.00 | 1576.31 | 1544.32 | 1647.81 | 1667.13 | 1839.71 | 1562.45 | 4344.11 | 4623.24 | 9407.93 | 9397.13 |
| 26 | ಕಲಬುರಗಿ | 7750.00 | 513.90 | 446.25 | 2782.00 | 1188.13 | 520.73 | 1383.87 | 2126.70 | 2923.89 | 5943.33 | 5942.14 |
| 27 | ಯಾದಗಿರಿ | 11250.00 | 200.00 | 200.00 | 100.00 | 100.00 | 4340.46 | 4340.46 | 1244.72 | 1198.16 | 5885.18 | 5838.62 |
| 28 | ರಾಣಿಬೆಂದೂರು | 12500.00 | 2014.06 | 1929.02 | 2330.00 | 1154.30 | 1693.01 | 1937.02 | 1627.41 | 2639.25 | 7664.48 | 7659.59 |
| 29 | ಒಳ್ಳಾಸಿ | 13800.00 | 1659.05 | 1246.24 | 2503.00 | 2153.33 | 1171.00 | 1911.64 | 2340.59 | 743.01 | 7673.64 | 6054.22 |
| 30 | ಕೊಪ್ಪಳ | 10950.00 | 2000.00 | 2000.00 | 1592.98 | 1592.98 | 2009.00 | 2009.00 | 641.08 | 487.66 | 6243.06 | 6089.64 |
| | ಒಟ್ಟು | 289000.00 | 24406.61 | 22286.85 | 46859.79 | 41834.04 | 69523.26 | 72765.23 | 43153.01 | 39016.13 | 183942.68 | 175902.25 |



 ಮುಖ್ಯ ಅಭಿಯಂತರರು
 ಪೌರಾಡಳಿತ ನಿರ್ದೇಶನಾಲಯ
 ಚಿಕ್ಕಮಗಳೂರು

7

ಅನುಬಂಧ - 07
ನಗರೋತ್ಥಾನ ವಿಶೇಷ ಅನುದಾನ

(ರೂ. ಲಕ್ಷಗಳಲ್ಲಿ)

| ಕ್ರ. ಸಂ. | ನಗರ ಸ್ಥಳೀಯ ಸಂಸ್ಥೆಯ ಹೆಸರು | ಹಂಚಿಕೆ | 2017-18 | | 2018-19 | | 2019-20 | | 2020-21 | | ಒಟ್ಟು | |
|----------|--------------------------|----------|---------|---------|---------|---------|---------|---------|---------|---------|---------|---------|
| | | | ಬಿಡುಗಡೆ | ವೆಚ್ಚ | ಬಿಡುಗಡೆ | ವೆಚ್ಚ | ಬಿಡುಗಡೆ | ವೆಚ್ಚ | ಬಿಡುಗಡೆ | ವೆಚ್ಚ | ಬಿಡುಗಡೆ | ವೆಚ್ಚ |
| 1 | ಚಾಮರಾಜನಗರ ನಗರಸಭೆ | 5000.00 | 1042.59 | 1042.59 | 373.28 | 373.28 | 914.44 | 914.44 | 1000.00 | 1000.00 | 3330.31 | 3330.31 |
| 2 | ಹಾವೇರಿ ನಗರಸಭೆ | 5000.00 | 1000.00 | 1000.00 | 825.00 | 825.00 | 1764.32 | 1764.32 | 591.72 | 591.72 | 4181.04 | 4181.04 |
| 3 | ಚಿಕ್ಕಬಳ್ಳಾಪುರ ನಗರಸಭೆ | 5000.00 | 7.75 | 7.75 | 359.69 | 359.69 | 1007.56 | 1007.56 | 908.33 | 908.33 | 2283.33 | 2283.33 |
| | ಒಟ್ಟು | 15000.00 | 2050.34 | 2050.34 | 1557.97 | 1557.97 | 3686.32 | 3686.32 | 2500.05 | 2500.05 | 9794.68 | 9794.68 |


 ಮುಖ್ಯ ಅಭಿಯಂತರರು
 ಪೌರಾಡಳಿತ ಇಂಜಿನಿಯರಿಂಗ್ ಶಾಲೆಯ
 ಬೆಂಗಳೂರು

ಅನುಬಂಧ - ೮

ಕಲಬುರಗಿ (ಗುಲ್ಬರ್ಗಾ) ಸಚಿವ ಸಂಪುಟ ಅನುಮೋದಿತ ನಗರೋತ್ಥಾನ ಯೋಜನೆ

(ರೂ. ಲಕ್ಷಗಳಲ್ಲಿ)

| ಕ್ರಮ ಸಂಖ್ಯೆ | ನಗರ ಸ್ಥಳೀಯ ಸಂಸ್ಥೆಯ ಹೆಸರು | ಪಂಚಿಕೆ | 2012-13 ರಿಂದ 2015-16ರವರೆಗೆ | | 2016-17 | | 2017-18 | | 2018-19 | | 2019-20 | | 2020-21 | | ಒಟ್ಟು | |
|-------------|--------------------------|----------|----------------------------|----------|---------|---------|---------|---------|---------|---------|---------|--------|---------|--------|----------|----------|
| | | | ಬಿಡುಗಡೆ | ವೆಚ್ಚ | ಬಿಡುಗಡೆ | ವೆಚ್ಚ | ಬಿಡುಗಡೆ | ವೆಚ್ಚ | ಬಿಡುಗಡೆ | ವೆಚ್ಚ | ಬಿಡುಗಡೆ | ವೆಚ್ಚ | ಬಿಡುಗಡೆ | ವೆಚ್ಚ | ಬಿಡುಗಡೆ | ವೆಚ್ಚ |
| 1 | ಕೊಪ್ಪಳ ನಗರಸಭೆ | 2500.00 | 1480.66 | 1480.66 | 283.56 | 283.56 | 145.01 | 145.01 | 166.22 | 166.22 | 34.53 | 34.53 | 116.54 | 116.54 | 2109.98 | 2109.98 |
| 2 | ಯಾದಗಿರಿ ನಗರಸಭೆ | 7481.00 | 4191.00 | 3605.90 | 2370.68 | 898.97 | 238.32 | 1660.86 | 0.00 | 0.00 | 0.00 | 0.00 | 0.00 | 0.00 | 6800.00 | 6165.73 |
| 3 | ಕಹಾಪುರ ನಗರಸಭೆ | 1700.00 | 1190.00 | 812.24 | 152.88 | 58.80 | 209.08 | 25.76 | 0.00 | 555.94 | 0.00 | 0.00 | 0.00 | 0.00 | 1551.96 | 1452.74 |
| 4 | ಶೋರಾಪುರ ನಗರಸಭೆ | 2765.00 | 1351.98 | 1692.75 | 76.44 | 23.79 | 201.81 | 285.88 | 0.00 | 388.75 | 0.00 | 0.00 | 0.00 | 0.00 | 1630.23 | 2391.17 |
| 5 | ಗುರುಮಿಟ್ಟಲ್ ಪುರಸಭೆ | 723.00 | 502.21 | 277.20 | 100.00 | 31.99 | 100.79 | 141.30 | 0.00 | 225.01 | 0.00 | 0.00 | 0.00 | 0.00 | 703.00 | 675.50 |
| 6 | ಹೊಸಬೇಟೆ ನಗರಸಭೆ | 5000.00 | 3493.64 | 3486.56 | 0.00 | 0.00 | 133.48 | 133.48 | 287.63 | 287.63 | 0.00 | 0.00 | 0.00 | 0.00 | 3914.75 | 3907.61 |
| 7 | ಸಿರುಗುಪ್ಪ ಪುರಸಭೆ | 2865.00 | 645.00 | 170.00 | 1100.00 | 1100.00 | 0.00 | 0.00 | 0.00 | 0.00 | 0.00 | 0.00 | 0.00 | 0.00 | 1745.00 | 1270.00 |
| 8 | ಕಂಪ್ಲಿ ಪುರಸಭೆ | 2000.00 | 450.00 | 450.00 | 0.00 | 0.00 | 486.95 | 486.95 | 168.83 | 168.83 | 254.16 | 254.16 | 0.00 | 0.00 | 1359.94 | 1359.94 |
| 9 | ವಿಜಯಪುರ ಮಹಾನಗರಪಾಲಿಕೆ | 10000.00 | 7059.65 | 7059.65 | 849.65 | 849.65 | 1000.00 | 1000.00 | 0.00 | 0.00 | 157.08 | 157.08 | 313.85 | 313.85 | 9066.38 | 9066.38 |
| 10 | ಸಿಂಧನೂರು ನಗರಸಭೆ | 620.00 | 429.86 | 429.86 | 0.00 | 0.00 | 0.00 | 0.00 | 0.00 | 0.00 | 0.00 | 0.00 | 0.00 | 0.00 | 429.86 | 429.86 |
| 11 | ಬೀದರ್ ನಗರಸಭೆ | 900.00 | 135.00 | 135.00 | 0.00 | 0.00 | 0.00 | 0.00 | 433.44 | 433.44 | 181.22 | 181.22 | 0.00 | 0.00 | 749.66 | 749.66 |
| | ಒಟ್ಟು | 36554.00 | 20929.00 | 19599.82 | 4933.21 | 3246.76 | 2515.44 | 3879.24 | 1056.12 | 2225.82 | 626.99 | 626.99 | 433.39 | 430.39 | 30060.76 | 29578.61 |

ಮುಖ್ಯ ಅಧಿಕಾರಿಯರು ಕರ್ನಾಟಕ
ಪೌರಾಡಳಿತ ನಿರ್ದೇಶನಾಲಯ
ಬೆಂಗಳೂರು

ಅನುಬಂಧ - 09

ಮಹಾನಗರಪಾಲಿಕೆಗಳ ರೂ. 100.00 ಕೋಟಿ 3ನೇ ಹಂತದ ಯೋಜನೆ

(ರೂ ಲಕ್ಷಗಳಲ್ಲಿ)

| ಕ್ರಮ ಸಂಖ್ಯೆ | ಮಹಾನಗರಪಾಲಿಕೆಯ ಹೆಸರು | ಹಂಚಿಕೆ | 2014-15 | | 2015-16 | | 2016-17 | | 2017-18 | | 2018-19 | | 2019-20 | | 2020-21 | | ಒಟ್ಟು | |
|-------------|---------------------|-----------|---------|---------|----------|----------|----------|----------|----------|----------|----------|----------|---------|---------|---------|---------|----------|----------|
| | | | ಬಿಡುಗಡೆ | ಖರ್ಚು | ಬಿಡುಗಡೆ | ಖರ್ಚು | ಬಿಡುಗಡೆ | ಖರ್ಚು | ಬಿಡುಗಡೆ | ಖರ್ಚು | ಬಿಡುಗಡೆ | ಖರ್ಚು | ಬಿಡುಗಡೆ | ಖರ್ಚು | ಬಿಡುಗಡೆ | ಖರ್ಚು | ಬಿಡುಗಡೆ | ಖರ್ಚು |
| 1 | ತುಮಕೂರು | 10000.00 | 0.00 | 0.00 | 3241.30 | 3241.30 | 1991.92 | 1989.10 | 4066.78 | 3470.91 | 177.53 | 906.81 | 239.72 | 107.80 | 73.23 | 58.25 | 9790.48 | 9774.17 |
| 2 | ದಾವಣಗೆರೆ | 10000.00 | 550.00 | 389.74 | 2700.00 | 2436.84 | 2900.00 | 2006.84 | 3300.00 | 629.58 | 376.46 | 4336.19 | 150.00 | 7.73 | 0.00 | 148.47 | 9976.46 | 9955.39 |
| 3 | ಶಿವಮೊಗ್ಗ | 10000.00 | 550.00 | 550.00 | 1500.00 | 1500.00 | 3025.02 | 3025.02 | 1824.98 | 1824.98 | 1290.80 | 1239.74 | 1234.00 | 933.10 | 0.00 | 166.36 | 9424.80 | 9239.20 |
| 4 | ಮಂಗಳೂರು | 10000.00 | 50.00 | 50.00 | 1500.00 | 1500.00 | 2262.51 | 2262.51 | 2387.41 | 2387.41 | 2500.08 | 2104.26 | 372.73 | 368.73 | 167.90 | 399.82 | 9239.73 | 9072.73 |
| 5 | ಹುಬ್ಬಳ್ಳಿ-ಧಾರವಾಡ | 10000.00 | 550.00 | 0.00 | 1500.00 | 2049.21 | 3355.02 | 3314.41 | 1874.98 | 1874.98 | 1191.68 | 1124.12 | 0.00 | 104.65 | 243.29 | 1169.36 | 9714.97 | 9636.73 |
| 6 | ಕಲಬುರಗಿ (ಗುಲ್ಬರ್ಗಾ) | 10000.00 | 550.00 | 550.00 | 150.00 | 150.00 | 1140.25 | 1140.25 | 2359.75 | 2359.75 | 722.63 | 722.63 | 4377.37 | 4377.37 | 0.00 | 0.00 | 9300.00 | 9300.00 |
| 7 | ಮೈಸೂರು | 10000.00 | 0.00 | 0.00 | 1424.51 | 1424.51 | 2687.25 | 2687.25 | 3015.95 | 3015.95 | 1107.30 | 1107.30 | 39.32 | 39.32 | 40.61 | 40.61 | 8314.94 | 8314.94 |
| 8 | ವಿಜಯಪುರ | 10000.00 | 550.00 | 550.00 | 1125.00 | 1125.00 | 3187.87 | 3187.50 | 2936.76 | 2151.41 | 583.58 | 1369.30 | 250.00 | 190.87 | 1132.28 | 963.56 | 9765.49 | 9537.64 |
| 9 | ವರಗಾವಿ | 10000.00 | 0.00 | 0.00 | 1000.00 | 0.00 | 1392.48 | 2369.35 | 3627.78 | 3529.73 | 1954.84 | 1875.89 | 1282.54 | 408.29 | 38.09 | 948.69 | 9295.83 | 9131.95 |
| 10 | ಬಳ್ಳಾರಿ | 10000.00 | 550.00 | 0.00 | 0.00 | 75.00 | 216.18 | 691.18 | 4186.53 | 4186.53 | 2677.10 | 2649.95 | 0.00 | 0.00 | 0.00 | 0.00 | 7629.81 | 7602.66 |
| | ಒಟ್ಟು | | 0.00 | 0.00 | 7.92 | 7.92 | 235.00 | 212.14 | 300.00 | 262.78 | 147.11 | 74.22 | 0.00 | 21.35 | 20.00 | 125.45 | 710.03 | 703.86 |
| | ಒಟ್ಟು | 100000.00 | 3350.00 | 2089.74 | 14148.73 | 13509.78 | 22393.50 | 22885.55 | 29880.92 | 25694.01 | 12729.11 | 17510.41 | 7945.78 | 6559.21 | 2714.50 | 4020.57 | 93162.54 | 92269.27 |

ಮುಖ್ಯ ಅಭಿಯಂತರರು
ಪೌರಾಡಳಿತ ಸರ್ವೆಶನಾಲಯ
ಬೆಂಗಳೂರು

ಅನುಬಂಧ - 10
 ಮಹಾನಗರಪಾಲಿಕೆಗಳ ವಿಶೇಷ ಅನುದಾನದ ಯೋಜನೆ

(ರೂ. ಲಕ್ಷದಲ್ಲಿ)

| ಕ್ರ. ಸಂಖ್ಯೆ | ಮಹಾನಗರಪಾಲಿಕೆ ಹೆಸರು | ಒಟ್ಟು | 2013-14 | | 2014-15 | | 2015-16 | | 2016-17 | | 2017-18 | | 2018-19 | | 2019-20 | | 2020-21 | | ಒಟ್ಟು | |
|-------------|--|----------|---------|---------|---------|---------|---------|---------|---------|---------|----------|----------|---------|---------|---------|---------|---------|---------|----------|----------|
| | | | ದಿವ್ಯಗತ | ಖರ್ಚು | ದಿವ್ಯಗತ | ಖರ್ಚು | ದಿವ್ಯಗತ | ಖರ್ಚು | ದಿವ್ಯಗತ | ಖರ್ಚು | ದಿವ್ಯಗತ | ಖರ್ಚು | ದಿವ್ಯಗತ | ಖರ್ಚು | ದಿವ್ಯಗತ | ಖರ್ಚು | ದಿವ್ಯಗತ | ಖರ್ಚು | ದಿವ್ಯಗತ | ಖರ್ಚು |
| 1 | ಮಹಾನಗರ ಪಾಲಿಕೆಗಳಿಂದ ರೂ. 42 ಲಕ್ಷ ಅನುದಾನ | 4200.00 | 0.00 | 0.00 | 825.00 | 825.00 | 1737.50 | 1737.50 | 500.00 | 500.00 | 1137.50 | 1137.50 | 0.00 | 0.00 | 0.00 | 0.00 | 0.00 | 0.00 | 4200.00 | 4200.00 |
| 2 | ಮಹಾನಗರ ಪಾಲಿಕೆಗಳಿಂದ 2014-15 ರಲ್ಲಿ ಮಹಾನಗರ ಪಾಲಿಕೆಗಳಿಗೆ ಅನುದಾನ (ಮಹಾನಗರಗಳ) | 5000.00 | 0.00 | 0.00 | 132.08 | 132.08 | 0.00 | 0.00 | 792.55 | 792.55 | 202.47 | 202.47 | 109.32 | 109.32 | 678.01 | 678.01 | 899.74 | 899.74 | 2814.17 | 2814.17 |
| 3 | ಮಹಾನಗರ ಪಾಲಿಕೆಗಳಿಂದ 2014-15 ರಲ್ಲಿ ಮಹಾನಗರ ಪಾಲಿಕೆಗಳಿಗೆ ಅನುದಾನ (ಮಹಾನಗರಗಳ ಅನುದಾನ) | 5000.00 | 0.00 | 0.00 | 0.00 | 0.00 | 1738.61 | 1738.61 | 1454.00 | 1454.00 | 1041.40 | 1041.40 | 367.84 | 367.84 | 189.10 | 189.10 | 209.05 | 209.05 | 5000.00 | 5000.00 |
| 4 | ಮಹಾನಗರ ಪಾಲಿಕೆಗಳಿಂದ 2014-15 ರಲ್ಲಿ ಮಹಾನಗರ ಪಾಲಿಕೆಗಳಿಗೆ ಅನುದಾನ (ಮಹಾನಗರಗಳ ಅನುದಾನ) | 10000.00 | 0.00 | 0.00 | 3150.00 | 3150.00 | 2616.66 | 2616.66 | 1331.93 | 1331.93 | 1536.52 | 1536.52 | 525.70 | 525.70 | 207.77 | 207.77 | 0.00 | 0.00 | 9368.38 | 9368.38 |
| 5 | ಮಹಾನಗರ ಪಾಲಿಕೆಗಳಿಂದ 2014-15 ರಲ್ಲಿ ಮಹಾನಗರ ಪಾಲಿಕೆಗಳಿಗೆ ಅನುದಾನ | 10000.00 | 0.00 | 0.00 | 0.00 | 0.00 | 0.00 | 0.00 | 0.00 | 0.00 | 2000.00 | 2000.00 | 3473.00 | 3473.00 | 2335.42 | 2335.42 | 749.00 | 749.00 | 8557.42 | 8557.42 |
| 6 | ಮಹಾನಗರ ಪಾಲಿಕೆಗಳಿಂದ 2013-14 ರಲ್ಲಿ ಮಹಾನಗರ ಪಾಲಿಕೆಗಳಿಗೆ ಅನುದಾನ | 10000.00 | 0.00 | 0.00 | 0.00 | 0.00 | 0.00 | 0.00 | 0.00 | 0.00 | 3038.00 | 3038.00 | 3079.46 | 3079.46 | 894.67 | 894.67 | 370.90 | 370.90 | 7375.03 | 7375.03 |
| 7 | ಮಹಾನಗರ ಪಾಲಿಕೆಗಳಿಂದ 2014-15 ರಲ್ಲಿ ಮಹಾನಗರ ಪಾಲಿಕೆಗಳಿಗೆ ಅನುದಾನ | 4000.00 | 1791.00 | 1791.00 | 0.00 | 0.00 | 0.00 | 0.00 | 450.00 | 450.00 | 1100.00 | 1100.00 | 0.00 | 0.00 | 30.00 | 30.00 | 0.00 | 0.00 | 3371.00 | 3371.00 |
| 8 | ಮಹಾನಗರ ಪಾಲಿಕೆಗಳಿಂದ 2014-15 ರಲ್ಲಿ ಮಹಾನಗರ ಪಾಲಿಕೆಗಳಿಗೆ ಅನುದಾನ | 5000.00 | 0.00 | 0.00 | 0.00 | 0.00 | 1500.00 | 1500.00 | 100.00 | 100.00 | 1700.00 | 1700.00 | 211.61 | 211.61 | 678.49 | 678.49 | 0.00 | 0.00 | 4190.10 | 4190.10 |
| | ಒಟ್ಟು | 53200.00 | 1791.00 | 1791.00 | 4107.08 | 4107.08 | 7592.77 | 7592.77 | 4628.48 | 4628.48 | 11747.69 | 11747.69 | 7766.93 | 7766.93 | 5013.46 | 5013.46 | 2228.69 | 2228.69 | 44876.10 | 44876.10 |

(Handwritten Signature)
 ಮುಖ್ಯ ಅಧಿಕಾರಿಗಳು
 ಪೌರಾಡಳಿತ ಸರ್ವೆಶನ್ ಇಲಾಖೆ
 ಬೆಂಗಳೂರು

ಅನುಬಂಧ - 4)

ಮಹಾತ್ಮಗಾಂಧಿ ನಗರ ವಿಕಾಸ ಯೋಜನೆ

(ರೂ. ಲಕ್ಷಗಳಲ್ಲಿ)

| ಕ್ರಮ ಸಂಖ್ಯೆ | ಮಹಾನಗರಪಾಲಿಕೆಯ ಹೆಸರು | ಹಂಚಿಕೆ | 2018-19 | | 2019-20 | | 2020-21 | | ಒಟ್ಟು | |
|-------------|---------------------|-----------|---------|-------|---------|-------|---------|-------|---------|-------|
| | | | ಬಿಡುಗಡೆ | ಖರ್ಚು | ಬಿಡುಗಡೆ | ಖರ್ಚು | ಬಿಡುಗಡೆ | ಖರ್ಚು | ಬಿಡುಗಡೆ | ಖರ್ಚು |
| 1 | ತುಮಕೂರು | 12500.00 | 0.00 | 0.00 | 0.00 | 0.00 | 0.00 | 0.00 | 0.00 | 0.00 |
| 2 | ದಾವಣಗೆರೆ | 12500.00 | 0.00 | 0.00 | 0.00 | 0.00 | 2500.00 | 0.00 | 2500.00 | 0.00 |
| 3 | ಶಿವಮೊಗ್ಗ | 12500.00 | 0.00 | 0.00 | 0.00 | 0.00 | 0.00 | 0.00 | 0.00 | 0.00 |
| 4 | ಮಂಗಳೂರು | 12500.00 | 0.00 | 0.00 | 0.00 | 0.00 | 0.00 | 0.00 | 0.00 | 0.00 |
| 5 | ಹುಬ್ಬಳ್ಳಿ-ಧಾರವಾಡ | 15000.00 | 0.00 | 0.00 | 0.00 | 0.00 | 0.00 | 0.00 | 0.00 | 0.00 |
| 6 | ಕಲಬುರಗಿ (ಗುಲ್ಬರ್ಗಾ) | 15000.00 | 0.00 | 0.00 | 0.00 | 0.00 | 2355.00 | 0.00 | 2355.00 | 0.00 |
| 7 | ಮೈಸೂರು | 15000.00 | 0.00 | 0.00 | 0.00 | 0.00 | 0.00 | 0.00 | 0.00 | 0.00 |
| 8 | ವಿಜಯಪುರ | 12500.00 | 0.00 | 0.00 | 0.00 | 0.00 | 4849.00 | 0.00 | 4849.00 | 0.00 |
| 9 | ಬೆಳಗಾವಿ | 12500.00 | 0.00 | 0.00 | 0.00 | 0.00 | 0.00 | 0.00 | 0.00 | 0.00 |
| 10 | ಬಳ್ಳಾರಿ | 12500.00 | 0.00 | 0.00 | 0.00 | 0.00 | 0.00 | 0.00 | 0.00 | 0.00 |
| | ಒಟ್ಟು | 132500.00 | 0.00 | 0.00 | 0.00 | 0.00 | 9704.00 | 0.00 | 9704.00 | 0.00 |

ಮುಖ್ಯ ಅಭಿಯಂತರರು
ಪೌರಾಡಳಿತ ಸರ್ಕಾರದ ಸಲಹೆ
ಬೆಂಗಳೂರು

| Works taken under AMRUT | | | | | |
|--|--------------|---|----------------|---------------|-----------------|
| | | | | | Amount in crore |
| Sl.No | Sector | Project Name | No.of projects | Awarded Cost | Expenditure |
| 1) District Name : Belgavi ; City: Belgavi | | | | | |
| 1 | Water Supply | Improvement of Water Supply System for Belgaum | 1 | 17.22 | 15.7 |
| 2 | Sewerage | Improvements to sewerage systems | 1 | 162.73 | 48.45 |
| 3 | Parks | Improvement to shivaji garden at SPM road | 1 | 0.50 | 0.50 |
| 4 | Parks | Improvement to shivaji garden at SPM road | 1 | 1.33 | 1.33 |
| 5 | Parks | Improvement to hanuman nagar Belgavi | 1 | 2.50 | 1.84 |
| Total of Parks= | | | 3 | 4.33 | 3.67 |
| Grand Total of Belgavi= | | | 5 | 184.28 | 67.82 |
| 2) District Name : Bellary ; City: Bellary | | | | | |
| 6 | Water Supply | Improvements of Water Supply System | 1 | 72.17 | 47.62 |
| Total of Water Supply = | | | 1 | 72.17 | 47.62 |
| 7 | Sewerage | Providing UGD facilities | 1 | 97.52 | 97.2 |
| 8 | Sewerage | Providing UGD (Additional Grants) | 1 | 21.45 | 7.54 |
| Total of Sewerage = | | | 2 | 118.97 | 104.74 |
| 9 | Parks | Development of Children frindly park at Raghavendra Colony | 1 | 0.93 | 0.88 |
| 10 | Parks | Development of park, playground open theatre etc, at varabasappagudi, corporation land(2017-20) | 1 | 0.73 | 0.58 |
| 11 | Parks | Development of park with children playing equipments at Raghavendra colony 2nd stage,W.No 17 | 1 | 0.61 | 0.56 |
| Total of Parks= | | | 3 | 2.27 | 2.02 |
| Grand Total of Bellary= | | | 6 | 193.41 | 154.38 |
| 3) District Name : Vijayapura; City: Vijayapura | | | | | |
| 12 | Water Supply | Continuous Pressurized Water Supply to Bijapur city in 15 Zones with storage and distribution improvements. | 1 | 174.04 | 142.08 |
| 13 | Water Supply | Water Supply to Bijapur City (Additional Grant) | 1 | 21.31 | 20.25 |
| Total of Water Supply = | | | 2 | 195.35 | 162.33 |
| 14 | Parks | Improvement of Park near Mallikarjun Ashram | 1 | 0.48 | 0.43 |
| 15 | Parks | Development of Park at Anand Nagar, | 1 | 0.43 | 0.43 |
| 16 | Parks | Development of Park with children friendly components in KHB colony, Solhapur Road, | 1 | 0.44 | 0.43 |

| Sl.No | Sector | Project Name | No.of projects | Amount in crore | |
|---|--------------|---|----------------|-----------------|-------------|
| | | | | Awarded Cost | Expenditure |
| 17 | Parks | Development of Park at Adarsh Nagar. | 1 | 0.43 | 0.42 |
| 18 | Parks | Development of Park with children friendly components Behind BLDEA Engg. College in Bijapur | 1 | 0.39 | 0.39 |
| 19 | Parks | Development of park with children friendly components in Teachers colony. | 1 | 1.64 | 1.54 |
| Total of Parks= | | | 6 | 3.78 | 3.64 |
| Grand Total of Bijapur= | | | 8 | 159.13 | 165.97 |
| 4) District Name : Davangere ; City: Davangere | | | | | |
| 20 | Water Supply | 24/7 water supply under AMRUT | 1 | 174.96 | 40.1 |
| Total of Water Supply = | | | 1 | 174.96 | 40.1 |
| 21 | Parks | Development of park in Chikkamani devaraj Urs layout park ward 26 | 1 | 0.47 | 0.41 |
| 22 | Parks | Development of park near laxmi floor mill in ward no 29 | 1 | 0.53 | 0.46 |
| 23 | Parks | Development of park beside swimming pool Davaraj Urs badavani B block in ward no 09 | 1 | 0.85 | 0.61 |
| 24 | Parks | Development of park in RS 37 of Shannur village ward no 30 | 1 | 0.92 | 0.86 |
| 25 | Parks | Development of park in Rs No 37 of Shamanur village in Ward no 30. | 1 | 0.93 | 0.75 |
| 26 | Parks | Development of Dange park in KTI nagar ward no 23 | 1 | 0.61 | 0.48 |
| 27 | Parks | Development of Kunduwada lake premises | 1 | 0.25 | 0.23 |
| 28 | Parks | improvement of park at Ward No -39, 13th cross, Anjaneya Badavane | 1 | 0.13 | 0.13 |
| 29 | Parks | Improvement of park at Ward No 38, Near Vidyanagar Bus-stop | 1 | 0.13 | 0.13 |
| Total of Parks= | | | 9 | 4.82 | 4.06 |
| Grand Total of Davangere = | | | 10 | 179.78 | 44.16 |
| 5) District Name : Dharwad ; City: Hubli-Dharwad | | | | | |
| 30 | Sewerage | Providing sewerage system | 1 | 156.91 | 149.68 |
| 31 | Sewerage | Providing UGD facilities (HSC) | 1 | 15.73 | 13.88 |
| Total of Sewerage = | | | 2 | 172.64 | 163.56 |
| 32 | Parks | Improvement of Kolikere lake at Dharwad | 1 | 2.03 | 0.75 |
| 33 | Parks | Improvement of Kelgeri lake at Dharwad | 1 | 2.4 | 0.89 |
| Total of Parks = | | | 2 | 4.43 | 1.64 |
| Grand Total of HDMC = | | | 4 | 177.07 | 165.20 |

| | | | | | Amount in crore |
|--|-------------------|---|-----------------|---------------|-----------------|
| Sl.No | Sector | Project Name | No. of projects | Awarded Cost | Expenditure |
| 6) District Name : Kalburgi ; City: Kalburgi | | | | | |
| 34 | Water Supply | Providing WSS to Kalburgi city under AMRUT to Kalaburagi City (Additional Grant) | 1 | 12.73 | 12.30 |
| 35 | Sewerage | Providing 4th Stage UGD scheme (Phase 2) | 1 | 174.80 | 156.09 |
| 36 | Parks | Development of children friendly park at Akkamahadevi nagar | 1 | 0.75 | 0.84 |
| 37 | Parks | Development of Park at Swastik nagar | 1 | 0.9 | 0.91 |
| 38 | Parks | Development of Park at Revanna Siddeshwar | 1 | 0.37 | 0.31 |
| 39 | Parks | Development of children park at Mansabdar colony. | 1 | 0.58 | 0.58 |
| 40 | Parks | Development of children park at Dhanavantry colony | 1 | 0.46 | 0.49 |
| Total of Parks = | | | 5 | 3.06 | 3.13 |
| Grand Total of Kalburgi = | | | 7 | 190.59 | 171.52 |
| 7) District Name : Dakshina Kannada ; City: Mangalore | | | | | |
| 41 | Water Supply | Augumentation of water supply | 1 | 35.52 | 17.77 |
| Total of Water Supply = | | | 1 | 35.52 | 17.77 |
| 42 | Sewerage | "Rejuvenation of sewer system and missing link works in Mangalore city. | 1 | 59.73 | 48 |
| 43 | Sewerage | Laying sewer network , intermediate pumping station, rising main and other allied works | 1 | 60.45 | 15.1 |
| 44 | Sewerage | Rejuvenation of sewer system and missing link works in Zone -7 | 1 | 40.01 | 7.01 |
| Total of Sewerage = | | | 3 | 160.19 | 70.11 |
| 45 | Parks | Improvement of Kunjathbail north KHB Colony Park | 1 | 0.13 | 0.13 |
| 46 | Parks | Improvement of Regent Park at Surathkal | 1 | 0.09 | 0.09 |
| 47 | Parks | Development of Kardri Park | 1 | 1.06 | 0.55 |
| 48 | Parks | Development of park at 7th block Katipalla | 1 | 0.56 | 1.06 |
| Total of Parks = | | | 4 | 1.84 | 1.83 |
| 49 | Storm Water Drain | Construction of storm water drain 1. Ward -7 Idya West - Development of Hosabettu drain- 325 M | 1 | 3.66 | 3.66 |
| Total of Storm water drain = | | | 1 | 3.66 | 3.66 |
| Grand Total of Mangalore = | | | 9 | 201.21 | 93.37 |

| | | | | | Amount in crore | |
|---|--------------|--|----------------|---------------|-----------------|--|
| Sl.No | Sector | Project Name | No.of projects | Awarded Cost | Expenditure | |
| 8) District Name : Mysore ; City: Mysore | | | | | | |
| 50 | Water Supply | Improvements to bulk water supply systems | 1 | 102.44 | 82.80 | |
| 51 | Water Supply | MBR, & Rehabilitation of existing reservoirs & other works at CSR premises. | 1 | 27.27 | 26.64 | |
| 52 | Water Supply | Water Supply Facility Improvement in Mysore | 1 | 37.50 | 31.25 | |
| 53 | Water Supply | Construction of pump house at Hongalli | 1 | 1.31 | 1.12 | |
| Total of Water Supply = | | | 4 | 168.52 | 141.81 | |
| 54 | Sewerage | Improvement of UGD for Mysore City | 1 | 19.62 | 18.37 | |
| Total of Sewerage = | | | 1 | 19.62 | 18.37 | |
| 55 | Parks | proposed green space at Gayatripuram | 1 | 0.97 | 0.95 | |
| 56 | Parks | proposed green space at Bhopadi | 1 | 0.99 | 0.82 | |
| 57 | Parks | Development of green space at Vivekananda statue | 1 | 0.99 | 0.99 | |
| 58 | Parks | proposed green space at vijaynagar water tank road | 1 | 0.94 | 0.99 | |
| Total of Parks = | | | 4 | 3.89 | 3.75 | |
| Grand Total of Mysore = | | | 9 | 192.03 | 163.93 | |
| 9) District Name : Shivmogga ; City: Shivmogga | | | | | | |
| 59 | Water Supply | Replacement of existing old pipe lines,pumping machinaries | 1 | 38.41 | 40.21 | |
| Total of Water Supply = | | | 1 | 38.41 | 40.21 | |
| 60 | Sewerage | Providing under ground drainage facilities to additional areas ,construction of STP | 1 | 52.44 | 50.1 | |
| 61 | Sewerage | Providing UGD (Additional Grant) | 1 | 7.82 | 6.24 | |
| 62 | Sewerage | Improvements to UGD scheme to Shivmogga city Road restoration and Trenchless works under AMRUT | 1 | 2.37 | 1.45 | |
| Total of Sewerage = | | | 3 | 62.58 | 57.79 | |
| 63 | Parks | Development of park river bank in Ward No. 33 | 1 | 0.38 | 0.33 | |
| 64 | Parks | Development of Sharadhamma Layout park " | 1 | 0.33 | 0.32 | |
| 65 | Parks | Development of park adjacent to overhead tank in Malleshwara Nagar. | 1 | 0.37 | 0.32 | |
| 66 | Parks | Development of Gopalagowda Extension in 'F' Block | 1 | 0.21 | 0.19 | |
| 67 | Parks | Development of Surya layout and P & T Layout park | 1 | 0.63 | 0.67 | |
| 68 | Parks | Development of Gopala gouda extension "A" block park (adjacent to KRIDI Office) i | 1 | 0.21 | 0.18 | |
| 69 | Parks | Development of Gopalagowda Extension in 'A' Block, opu Arun Hoysa | 1 | 0.25 | 0.23 | |
| 70 | Parks | Development of park Rajendra Nagar | 1 | 0.31 | 0.31 | |

Amount in crore

| Sr.No | Sector | Project Name | No.of projects | Awarded Cost | Expenditure |
|--|-------------------|---|----------------|---------------|---------------|
| 71 | Parks | Development of Vinoba nagara Professor Park adjacent to samanna House" | 1 | 0.45 | 0.26 |
| 72 | Parks | Development of park adjacent to Aikala Circle | 1 | 0.47 | 0.32 |
| | | Total of Parks = | 10 | 3.59 | 3.08 |
| 73 | Storm Water Drain | Resectioning of 10Km of main drains in Shivamogga City. | 1 | 4.72 | 4.71 |
| 74 | Storm Water Drain | Package - 1 Construction of storm water drain from 1. Bypass Road to Matlur Road, | 1 | 3.95 | 3.38 |
| 75 | Storm Water Drain | Package - 2 Construction of storm water drain from 1. Subhash Nagara to Mahadevi Talkis | 1 | 5.89 | 2.41 |
| 76 | Storm Water Drain | Package - 3 Construction of storm water drain from 1. Gophi Sheety koppa tank canal culvert | 1 | 7.74 | 2.88 |
| 77 | Storm Water Drain | Package - 4 Construction of storm water drain from 1. KSRTC Busstand to RML Nagara | 1 | 1.9 | 1.17 |
| 78 | Storm Water Drain | Package - 5 Construction of storm water drain from 1. Kere Durgamma to Thunga River | 1 | 3.59 | 2.34 |
| 79 | Storm Water Drain | Package - 6 Construction of storm water drain from 1. Usha Nursing home to Masjidhi | 1 | 5.86 | 3.19 |
| 80 | Storm Water Drain | Package - 7 Construction of storm water drain from 1. Sagara Main road to Gopala Main Road | 1 | 4.4 | 3.98 |
| 81 | Storm Water Drain | Package - 8 Construction of storm water drain from 1. Shubha Mangala to Govt Hospital | 1 | 2.71 | 2.55 |
| 82 | Storm Water Drain | Package - 9 Construction of storm water drain from 1. Bommanakatte Main Drain | 1 | 3.18 | 3.12 |
| 83 | Storm Water Drain | Package - 10 Construction of storm water drain from Bommanakatte to Basaveshwara Nagara & Chainlink | 1 | 16.59 | 7 |
| 84 | Storm Water Drain | Package - 11 Construction of storm water drain from 1. Janavi enterprises to honnali highway | 1 | 1.13 | 1.07 |
| 85 | Storm Water Drain | Package - 12 Construction of storm water drain from 1. Jail road to Savalanga road | 1 | 2.06 | 1.7 |
| 86 | Storm Water Drain | Package - 13 Construction of storm water drain from 1. Rajendra nagar | 1 | 2.58 | 2.4 |
| 87 | Storm Water Drain | Package - 14 Construction of storm water drain from Bommanakatte G Block | 1 | 2.17 | 2.04 |
| | | Total of Storm Water Drain = | 15 | 68.47 | 43.94 |
| | | Grand Total of Shivmoga = | 29 | 173.05 | 145.02 |
| 10) District Name : Tumkur ; City: Tumkur | | | | | |
| 88 | Water Supply | Improvements To Water Supply Scheme | 1 | 36.44 | 29.28 |
| 89 | Water Supply | Improvement of Water Supply Facilities | 1 | 74.80 | 66.12 |
| 90 | Water Supply | Tumakur water supply (SCADA) | 1 | 18.04 | 1.8 |
| | | Total of Water Supply = | 3 | 129.29 | 97.2 |

| | | | | | Amount in crore |
|-------|-------------------|--|-----------------|--------------|-----------------|
| Sl.No | Sector | Project Name | No. of projects | Awarded Cost | Expenditure |
| 91 | Sewerage | Improvements To Under Ground Drainage | 1 | 39.13 | 36.73 |
| | | Total of Sewerage = | 1 | 39.13 | 36.73 |
| 92 | Parks | Development of Parks in Ward No-32 Jayanagar East | 1 | 0.6 | 0.57 |
| 93 | Parks | Development of Parks in Ward No-11 at Melekote Near BESSCOM power Station | 1 | 0.88 | 0.99 |
| 94 | Parks | Development of Parks in Ward No 08 at KIB Colony, Thilak Park police station backside. | 1 | 0.27 | 0.29 |
| 95 | Parks | Development of Parks in Ward No 03 Opp DC banglow | 1 | 0.92 | 0.87 |
| 96 | Parks | Providing & Installing Outdoor Gymset for Parks in Ward No 32, 11 & 08 | 1 | 0.13 | 0.13 |
| 97 | Parks | Development of Parks in Ward No-34 at Bunnimara park Mydala Road in Tumakuru City | 1 | 0.33 | 0.38 |
| 98 | Parks | Development of Parks in Ward No-30 in Sapthagiri extension in Tumakuru City | 1 | 0.42 | 0.4 |
| 99 | Parks | Development of Dasappa garden park in Maruthinagar | 1 | 0.31 | 0.25 |
| 100 | Parks | Development of park in Kuvempunagar | 1 | 0.34 | 0.33 |
| 101 | Parks | Development of park in Siddarameshwara Badavane | 1 | 0.37 | 0.4 |
| 102 | Parks | Development of Mahalakshminagar park | 1 | 0.59 | 0.48 |
| 103 | Parks | Installation of gym sets in IDSSMT Park in Ward no 3 | 1 | 0.08 | 0.09 |
| | | Total of Parks = | 12 | 5.24 | 5.18 |
| 104 | Storm Water Drain | Providing covering slab de silting and Protection to vulnerable reaches In Bhanshankari | 1 | 1.04 | 1.14 |
| 105 | Storm Water Drain | Providing covering slab desilting and Protection to valunrabe reaches In G.C.R colony | 1 | 1.04 | 1.18 |
| 106 | Storm Water Drain | Construction of storm water drain and improvement to from sewerage treatment plant to bheemasandra | 1 | 1.4 | 1.01 |
| 107 | Storm Water Drain | Construction of storm water drain and improvement to neps police station to ss puram | 1 | 2.23 | 0.77 |
| | | Total of Storm Water Drain = | 4 | 5.71 | 4.1 |
| 108 | Urban Transport | Junction improvement at entry point to Tumakuru from NHAI in Tumakuru City. | 1 | 0.58 | 0.27 |
| 109 | Urban Transport | Junction improvement at Call tax circle | 1 | 0.46 | 0.27 |
| 110 | Urban Transport | Junction improvement at Sri Siddartha Institute | 1 | 0.44 | 0.3 |
| 111 | Urban Transport | Urban Road Safety Audit | 1 | 0.92 | 0.35 |
| 112 | Urban Transport | Development of cycle track and foot path from Sri Shivakuma swamiji circle to DC office along Bangalore Honnavar road via Amanikere lake in Tumakuru City. | 1 | 1.7 | 0.61 |

| Sl.No | Sector | Project Name | No.of projects | Amount in crore | |
|--|-------------------|---|----------------|-----------------|---------------|
| | | | | Awarded Cost | Expenditure |
| 113 | Urban Transport | Development of cycle track and foot path from Call tax circle to Maralur lake circle via Siddartha Institute | 1 | 2.36 | 2.73 |
| 114 | Urban Transport | Construction of path on the 60feet road connecting batawadi 80fet road and baddihali main road and the road connecting Nalanda convent road and upparalli main road | 1 | 1.85 | 1.17 |
| 115 | Urban Transport | Construction of Footpath from Planet max in kunigal road to ring road in Tumakuru city | 1 | 1.25 | 1.32 |
| 116 | Urban Transport | Development of Footpath from Shettihalli main road to Connecting road in jayanagar | 1 | 0.38 | 0.2 |
| 117 | Urban Transport | Development of Cycle Track from SSIT in Kunigal road to ring road in Tumakuru city | 1 | 1.08 | 1.15 |
| 118 | Urban Transport | Foot path from Rajanna house to Kyathsandra police station on both sides of 80 feet road. | 1 | 0.15 | 0.15 |
| 119 | Urban Transport | Construction of Footpath from KEB office to DC office via Amanikere in Tumakuru city. | 1 | 1.03 | 0.42 |
| 120 | Urban Transport | Construction of Cycle Track from KEB office to DC office via Amanikere in Tumakuru city. | 1 | 1.07 | 0.37 |
| 121 | Urban Transport | Kodibasaveshwara junction improvement in Tumakuru city. | 1 | 0.41 | 0.30 |
| 122 | Urban Transport | Development of footpath in Shettihalli main road from Maruthinagar to Ring road in Tumakuru. & | 1 | 0.78 | 0.2 |
| 123 | Urban Transport | Development of footpath in Devaraj Urs road in Tumakuru. | 1 | 0.77 | 0.89 |
| Total of Urban Transport= | | | 16 | 15.23 | 10.79 |
| Grand Total of Tumkur = | | | 36 | 194.60 | 154.00 |
| 11) District Name : Bagalkote ; City: Bagalkote | | | | | |
| 124 | Water Supply | Providing Continuous Pressurized water supply scheme for old town of Bagalkot (Non Submergence) | 1 | 62.04 | 32.11 |
| 125 | Water Supply | WS to Bagalokote (additional Allocations) | 1 | 10.20 | 8.92 |
| 126 | Water Supply | Providing Water Supply to Biluru Guru Basava & Raivev Gandhi Colony | 1 | 9.26 | 5.62 |
| Total of Water Supply = | | | 3 | 81.50 | 46.65 |
| 127 | Sewerage | Providing and laying sewer network including HSC | 1 | 17.36 | 11.09 |
| 128 | Sewerage | Providing UGD scheme to Bagalkote | 1 | 2.13 | 1.83 |
| 129 | Sewerage | Providing Under Ground Drainage System to Biluru Guru Basava Colony | 1 | 4.94 | 2.99 |
| Total of Sewerage = | | | 3 | 24.43 | 15.91 |
| 130 | Storm Water Drain | Construction of storm water drain from Melligeri towers to chawan Hospital (Shanti nagar cross) and | 1 | 0.82 | 0.99 |
| 131 | Storm Water Drain | Construction of storm water drain from Syndicate Bank to Shailaja Hospital, | 1 | 0.46 | 0.59 |

| Sl.No | Sector | Project Name | No.of projects | Amount in crore | |
|------------------------------|-------------------|---|----------------|-----------------|-------------|
| | | | | Awarded Cost | Expenditure |
| 132 | Storm Water Drain | Construction of storm water drain from Old Bus stand To Railway station. | 1 | 0.97 | 1.17 |
| 133 | Storm Water Drain | Construction of storm water drain from Daddennavar Hospital To Shanti childrens hospital | 1 | 1.17 | 1.4 |
| 134 | Storm Water Drain | Construction of storm water drain from melligeri complex to rhawan hospital cross. | 1 | 0.64 | 0.78 |
| Total of Storm Water Drain = | | | 5 | 4.06 | 4.93 |
| 135 | Parks | Construction of Compound wall and Imporvement of Garden near KHB colony Sikkeri cross. | 1 | 0.4 | 0.46 |
| 136 | Parks | Proposed Green space between 16th and 17th road at Hanuman temple Vidyagiri. | 1 | 0.26 | 0.31 |
| 137 | Parks | Improvement of garden at KHB colony Sikkeri. | 1 | 0.36 | 0.41 |
| 138 | Parks | Proposed Green Space at Basav Nagar Vidyagiri beside of Bagalkot road. | 1 | 0.28 | 0.29 |
| 139 | Parks | Proposed Green space in Navnagar at 45th sector near Ninayak house | 1 | 0.25 | 0.26 |
| 140 | Parks | Proposed Green space layout Siddivinayak temple Vidyagiri. | 1 | 0.22 | 0.26 |
| 141 | Parks | Proposed Green Space near Mailikarjun temple vidyagiri | 1 | 0.19 | 0.23 |
| 142 | Parks | Proposed green space between 16th and 17th at OHT Vidyagiri. | 1 | 0.2 | 0.22 |
| 143 | Parks | Sector - 15 Navnagar, | 1 | 0.2 | 0.2 |
| 144 | Parks | Sector - 16 Navanaagar, | 1 | 0.27 | 0.28 |
| 145 | Parks | Vidyagiri 6th cross, | 1 | 0.19 | 0.2 |
| 146 | Parks | Forest garden at Shanti nagar | 1 | 0.1 | 0.1 |
| 147 | Parks | Nagarasabhe Park | 1 | 0.08 | 0.08 |
| Total of Parks= | | | 13 | 2.99 | 3.29 |
| 148 | Urban Transport | Construction of Footpathwork from Melligeri tower to Shanti nagar cross and Railway station to Shakti | 1 | 0.88 | 0.96 |
| 149 | Urban Transport | Package 1: Footpath Improvement from Bus stand to Railway station | 1 | 0.59 | 0.64 |
| 150 | Urban Transport | Package-2: Railway station Junction Improvement-specific to Pedestration Movment | 1 | 0.21 | 0.17 |
| 151 | Urban Transport | Package 3: Footpath Improvement on Station Road(railway station to Basveswar circle) | 1 | 1.25 | 1.29 |
| 152 | Urban Transport | Package-4: Footpath Improvement From Melligeri Towers to Axis bank | 1 | 0.79 | 0.81 |
| 153 | Urban Transport | Package 5: Footpath Improvement From Syndicate bank to Axis bank road | 1 | 0.8 | 0.86 |
| Total of Urban Transport= | | | 6 | 4.52 | 4.73 |
| Grand Total of Bagalkote = | | | 30 | 117.50 | 75.75 |

| | | | | | Amount in crore |
|--|-------------------|--|----------------|---------------|-----------------|
| Sr.No | Sector | Project Name | No.of projects | Awarded Cost | Expenditure |
| 12) District Name : Shivmogga ; City: Bhadravathi | | | | | |
| 154 | Water Supply | Rehabilitation of existing Old pipe line, WTP, Replacement of pumping machineries, Providing | 1 | 55.86 | 45 |
| 155 | Water Supply | WS to Bhadravathi (Additional Allocations) | 1 | 12.02 | 8.51 |
| | | Total of Water Supply = | 2 | 67.88 | 53.51 |
| 156 | Sewerage | Providing UGD Facility in Bhadravati for Sewerage and Septage Management | 1 | 41.01 | 39.27 |
| 157 | Sewerage | Providing UGD facility to additional areas, Construction of STP and Rehabilitation of existing STP | 1 | 5.24 | 4.15 |
| | | Total of Sewerage = | 2 | 46.25 | 43.42 |
| 158 | Storm Water Drain | Construction of storm water drain from golden jubilee colony visl quarters to bhandarahalli Stp | 1 | 1.01 | 1.01 |
| 159 | Storm Water Drain | Improvement of storm water drain | 1 | 34.17 | 32.93 |
| | | Total of Storm Water Drain = | 2 | 35.18 | 33.94 |
| 160 | Parks | Development of Sidda ruda Nagara Park | 1 | 0.49 | 0.47 |
| 161 | Parks | Development of Gandhinagar park old town (ward No -13) | 1 | 0.49 | 0.42 |
| 162 | Parks | Improvements of green apace and parks in ward no.28, Gandhi Park new town | 1 | 0.49 | 0.49 |
| 163 | Parks | Development of Upper hutta park. | 1 | 0.65 | 0.54 |
| 164 | Parks | Development of NTB park in Siddapura | 1 | 0.89 | 0.79 |
| 165 | Parks | Development of Gandhi park New town | 1 | 1.05 | 0.28 |
| | | Total of Parks= | 6 | 4.06 | 2.99 |
| | | Grand Total of Bhadravathi = | 12 | 153.37 | 133.86 |
| 13) District Name : Bidar ; City: Bidar | | | | | |
| 166 | Sewerage | Providing UGD Scheme to Bidar City under AMRUT | 1 | 107.50 | 98.14 |
| 167 | Sewerage | Providing UGD Scheme to Bidar City in zone-3 | 1 | 58.62 | 36.79 |
| 168 | Sewerage | Providing UGD works in Bidar Zone-3 & Zone-1 leftout areas in Bidar City Savings Amount | 1 | 17.71 | 4.55 |
| | | Total of Sewerage = | 3 | 183.83 | 139.48 |

| Sl.No | Sector | Project Name | No.of projects | Amount in crore | |
|--|-------------------|--|----------------|-----------------|---------------|
| | | | | Awarded Cost | Expenditure |
| 169 | Parks | Development of Childrens Park near Galzar Theater and park in Nandi Colony | 1 | 0.81 | 0.54 |
| 170 | Parks | Development of park @ haq colony Under AMRUT | 1 | 0.73 | 0.37 |
| 171 | Parks | Development of Metre layout park Under AMRUT | 1 | 0.73 | 0.77 |
| 172 | Parks | Development of Park at New aadharsh colony | 1 | 0.34 | 0.13 |
| 173 | Parks | Development of Vishveshwarai park, | 1 | 0.4 | 0.65 |
| | | Total of Parks= | 5 | 3.01 | 2.46 |
| | | Grand Total of Bidar= | 8 | 186.84 | 141.94 |
| 14) District Name : Chikamagaluru ; City: Chikamagaluru | | | | | |
| 174 | Water Supply | Improvement of Water supply scheme | 1 | 113.10 | 99.9 |
| 175 | Water Supply | Proposal for Water supply component in Chikamagaluru city (savings amount) | 1 | 1.06 | 0.91 |
| | | Total of Water Supply = | 2 | 114.16 | 100.81 |
| 176 | Storm Water Drain | Construction of storm water drain Jyothi circle to Tippunagara. | 1 | 2.5 | 0.3 |
| 177 | Storm Water Drain | Construction of storm water drain Ayappannagar to Kote kere | 1 | 3.36 | 2.1 |
| 178 | Storm Water Drain | Construction of storm water drain Halenahalli to Basavanahalli kere | 1 | 0.32 | 2.41 |
| 179 | Storm Water Drain | Construction of storm water drain Basavanahalli lake to Kote kere | 1 | 3.3 | 3.22 |
| 180 | Storm Water Drain | Construction of storm water drain from Kaveri saw mill to Basavanahalli kere | 1 | 0.5 | 0.46 |
| | | Total of Strom Water Drain = | 5 | 9.98 | 8.49 |
| 181 | Parks | Development of Parks in Kalyana nagara park (Opp Ganapathi Temple) | 1 | 0.67 | 0.63 |
| 182 | Parks | Development of Park in 1. Channapur road park behind Major Poovaiiah's | 1 | 0.87 | 0.63 |
| 183 | Parks | Development of Park behind Brahmins hostel | 1 | 0.5 | 0.45 |
| 184 | Parks | Development Of Parks in 1. KHB Colony 4th Phase Behind Fire Station | 1 | 0.92 | 0.75 |
| | | Total of Parks= | 4 | 2.96 | 2.46 |
| | | Grand Total of Chickmagalur= | 11 | 127.1 | 111.76 |

| Amount in crore | | | | | |
|--|-------------------|--|----------------|---------------|---------------|
| Sl.No | Sector | Project Name | No.of projects | Awarded Cost | Expenditure |
| 15) District Name : Chitradurga ; City: Chitradurga | | | | | |
| 185 | Water Supply | Augmentation of water supply scheme to Chitradurga city V V Sagar as source(For FY 2015-16) | 1 | 33.52 | 32.75 |
| 186 | Water Supply | Augmentation of water supply scheme to Chitradurga city Shanti Sagar (For FY 2016-17) | 1 | 66.40 | 44.36 |
| | | Total of Water Supply = | 2 | 99.92 | 77.11 |
| 187 | Sewerage | Improvement of UGD for Chitradurga City | 1 | 6.58 | 5.66 |
| | | Total of Sewerage = | 1 | 6.58 | 5.66 |
| 188 | Storm Water Drain | Proposed storm water drain from Ramakrishna ashrama to IUDP saraswathipuram 3st cross | 1 | 4.6 | 4.01 |
| 189 | Storm Water Drain | Proposed Strom Water Drain from Chandravalli bridge to holalakere main road INDENT69052 | 1 | 2.81 | 2.32 |
| 190 | Storm Water Drain | Construction of storm water drain from KSRTC layout to onakeobavva circle | 1 | 2.12 | 1.7 |
| 191 | Storm Water Drain | Proposed storm water drain from Yadanandan matt to Graveyard INDENT69053 | 1 | 4.19 | 3.93 |
| 192 | Storm Water Drain | Proposed Strom Water Drain from JDA office to market yard | 1 | 1.14 | 0.54 |
| 193 | Storm Water Drain | Proposed storm water drain from Cresent school to join NH 4 and KMRP fish babanna house to NH4 | 1 | 2.92 | 2.91 |
| 194 | Storm Water Drain | Proposed Strom Water Drain from KSKTC depot to saraswathi law college INDENT69056 | 1 | 1.61 | 1.06 |
| | | Total of Storm Water Drain = | 7 | 19.39 | 16.47 |
| 195 | Parks | Development of park at ward no 31 Housing Board colony | 1 | 0.47 | 0.41 |
| 196 | Parks | Development of park at ward no 35 IUDP layout 6th cross | 1 | 0.48 | 0.48 |
| 197 | Parks | Development of park at ward no 35 IUDP Layout 5th cross -11th cross) | 1 | 0.75 | 0.75 |
| 198 | Parks | Development of park at RajendraNagara Park ward no 34 | 1 | 0.465 | 0.46 |
| 199 | Parks | Development of park at Ward No -18 near Union pumphouse | 1 | 0.72 | 0.71 |
| | | Total of Parks= | 5 | 2.89 | 2.81 |
| | | Grand Total of Chitradurga= | 15 | 128.78 | 102.05 |
| 16) District Name : Gadag ; City: Gadag-Betigeri | | | | | |
| 200 | Water Supply | Improving Water Supply Facility at Gadag-Betigeri (Additional Grant) | 1 | 7.00 | 7 |
| | | Total of Water Supply = | 1 | 7 | 7 |
| 201 | Sewerage | Providing II stage UGD scheme to Gadag-Betigeri city | 1 | 158.70 | 151.39 |

| Sl.No | Sector | Project Name | No.of projects | Amount in crore | |
|-------|-------------------|---|----------------|-----------------|---------------|
| | | | | Awarded Cost | Expenditure |
| 202 | Sewerage | Providing UGD facilities to Gadag city (Missing links) | 1 | 1.97 | 1.3 |
| | | Total of Sewerage = | 2 | 160.67 | 152.69 |
| 203 | Storm Water Drain | Construction of storm water drain from 1. Behind commerce collage / subjail to Ron road 2. Behind JT collage Raghavendra math to Railway | 1 | 9.25 | 4.46 |
| | | Total of Storm Water Drain = | 1 | 9.25 | 4.46 |
| 204 | Parks | Construction of park in Bheeshma Lake area | 1 | 9.36 | 0.5 |
| 205 | Parks | Development of park in Vishweshwara nagar ward no 35 | 1 | 0.48 | 0.48 |
| 206 | Parks | Development of park in Vivekananda nagar in ward no 11 connecting vartula road | 1 | 0.27 | 0.27 |
| 207 | Parks | Development of Park Betageri Ward no 5 | 1 | 0.22 | 0.22 |
| 208 | Parks | Development of park in Rachoteswara Nagar ward no 22 near residence of Dr. Hiremath | 1 | 0.42 | 0.43 |
| 209 | Parks | Development of park in Narasapura Nekara Colony ward no 5 | 1 | 0.29 | 0.29 |
| 210 | Parks | Development of furbure plot ward no 28 | 1 | 0.34 | 0.34 |
| 211 | Parks | Development of park near Anunodaya school ward no 33 | 1 | 0.4 | 0.37 |
| 212 | Parks | Development of park in Radhakrishna nagar ward no 33 | 1 | 0.38 | 0.38 |
| 213 | Parks | Development of Neelamma Ashrama at ward no 35 | 1 | 0.35 | 0.35 |
| 214 | Parks | Development of Park near Ambedkar Bhawan connected to Vartula road in ward no 33 | 1 | 0.4 | 0.39 |
| 215 | Parks | Development of park near Vijayanagara High School ward no 22 | 1 | 0.48 | 0.48 |
| 216 | Parks | Development of park near City Municipality in Halakeri Mutt Road in ward no 29 | 1 | 0.17 | 0.05 |
| | | Total of Parks = | 13 | 13.56 | 4.55 |
| 217 | Urban Transport | Package 1. Improvement of Footpath, NMT lane and parking Between bhoom reddy circle to including improvement of pedestrian facilities at H K patil Circle | 1 | 3.41 | 2.18 |
| 218 | Urban Transport | Improvement Public Transport Facilities-Bus Shelters and Improvement of Pedestrian facilities and NMT | 1 | 2.19 | 3.4 |
| | | Total of Urban Transport= | 2 | 5.6 | 5.58 |
| | | Grand Total of Gadag-Betegeri = | 19 | 196.08 | 174.28 |

| Amount in crore | | | | | |
|--|-------------------|---|----------------|--------------|--------------|
| Sl.No | Sector | Project Name | No.of projects | Awarded Cost | Expenditure |
| 17) District Name : Koppal ; City: Gangavathi | | | | | |
| 219 | Water Supply | Providing and laying MS/DI Feeder Pipe Line, Renovation of existing WTP, impounding reservoir in | 1 | 26.72 | 23.63 |
| | | Total of Water Supply = | 1 | 26.72 | 23.63 |
| 220 | Sewerage | Providing and Laying of Lateral Sewer Pipeline and Construction of MH, Wet wells, Pumping Machinery | 1 | 35.64 | 29.74 |
| 221 | Sewerage | Providing UGD scheme to Gangavathi city (Additional Grant) | 1 | 14.13 | 12.79 |
| 222 | Sewerage | Providing sewer network in Janthakal road in ward no.28 (Additional Grant) | 1 | 1.47 | 1.55 |
| | | Total of Sewerage = | 3 | 51.24 | 44.08 |
| 223 | Storm Water Drain | Construction of Major Drain Vishwabharathi School to Durugamma Nala, SBH Bank | 1 | 2 | 1.99 |
| 224 | Storm Water Drain | Construction of Drain Work at Durgamma nala | 1 | 10.52 | 1.72 |
| 225 | Storm Water Drain | Construction of RCC storm water Drain in Prashanth nagar | 1 | 1.86 | 1.51 |
| 226 | Storm Water Drain | Construction of RCC storm water Drain In Janthakal | 1 | 0.79 | 0.7 |
| 227 | Storm Water Drain | Construction of RCC Storm water Drain in Children Park | 1 | 4.69 | 4.01 |
| | | Total of Storm Water Drain = | 5 | 19.86 | 9.93 |
| 228 | Parks | Development of children friendly parks at layanagar, Near Kuvempu nagar 15-16 Kuvempu layout | 1 | 0.34 | 0.33 |
| 229 | Parks | Development of Garden at Jayanagar 2nd stage in Gangavathi | 1 | 0.23 | 0.12 |
| 230 | Parks | Development of Children park @ ward No 31 mahabaleshwar layout | 1 | 0.52 | 0.49 |
| 231 | Parks | Development of Children park @ Anjaneya Badavane | 1 | 0.4 | 0.36 |
| 232 | Parks | Proposed green space @ teachers colony | 1 | 0.36 | 0.37 |
| 233 | Parks | Proposed green space @ Gadwal camp park | 1 | 0.2 | 0.1 |
| 234 | Parks | Proposed green space @ Indira nagar | 1 | 0.18 | 0.1 |
| | | Total of Parks = | 7 | 2.25 | 1.89 |
| 235 | Urban Transport | Footpath improvement from Bus stand to Gandhi circle (Length 1km Court Rd) | 1 | 1.36 | 1.08 |
| 236 | Urban Transport | Footpath and cycle track improvement from bus stand to Gandhi Chowk Rd(Anegundi rd) | 1 | 2.14 | 1.52 |

| Sl.No | Sector | Project Name | No.of projects | Amount in crore | |
|------------------------------------|-----------------|---|----------------|-----------------|--------------|
| | | | | Awarded Cost | Expenditure |
| 237 | Urban Transport | Footpath improvement from Gandhi circle to Kampli bypass junction | 1 | 1.32 | 1.31 |
| 238 | Urban Transport | Two wheeler parking on NALA covering 150 Mtr of NALA | 1 | 3.61 | 1.85 |
| 239 | Urban Transport | Footbridges across NALA at 2 locations Islampur road and Gandhi Chowk | 1 | 0.71 | 0.25 |
| 240 | Urban Transport | Construction of Footpath from Gandhi Circle to Mahaveer Circle. | 1 | 0.99 | 0.82 |
| Total of Urban Transport= | | | 6 | 10.13 | 6.83 |
| Grand Total of Gangavathi = | | | 22 | 110.2 | 86.36 |

18) District Name : Hassan ; City: Hassan

| | | | | | |
|--------------------------------|--------------|---|----------|---------------|---------------|
| 241 | Water Supply | Water Supply Scheme to Hassan city | 1 | 114.68 | 101.7674 |
| 242 | Water Supply | Providing Water Supply distribution system to selected wards in Hassan CMC limits under AMRUT | 1 | 23.23 | 18.38 |
| Total of Water Supply = | | | 2 | 137.91 | 120.15 |
| 243 | Parks | Improvements in Maharaja Park ward no 8 (Part-A) | 1 | 0.4 | 0.43 |
| 244 | Parks | Improvements in KHB colony channapatan near new bus stand, ward no 34 | 1 | 0.25 | 0.33 |
| 245 | Parks | B) Development of Green space & parks (Maharaja parks ward no 3,4,5,9,10,14,16 & 27th Parks) | 1 | 0.14 | 0.14 |
| 246 | Parks | Improvements in Hunasinakeri park, ward no 27 | 1 | 0.18 | 0.18 |
| 247 | Parks | Improvements in M Hosakoappalu park near laxmidevarama temple ward no 30 | 1 | 0.57 | 0.61 |
| 248 | Parks | Improvements in Hemavali nagar park near Brahmana Womens Hostel ward no 12 | 1 | 0.16 | 0.15 |
| Total of Parks= | | | 6 | 1.7 | 1.84 |
| Grand Total of Hassan = | | | 8 | 139.61 | 121.99 |

19) District Name : Vijayanagara ; City: Hospete

| | | | | | |
|--------------------------------|--------------|--|----------|---------------|--------------|
| 249 | Water Supply | Providing Water Supply System | 1 | 50.82 | 35.33 |
| Total of Water Supply = | | | 1 | 50.82 | 35.33 |
| 250 | Sewerage | Providing Under Ground Drainage System | 1 | 88.75 | 58.7 |
| 251 | Sewerage | Construction of Sewerage and Septage System (Additional Grant) | 1 | 16.58 | 2.59 |
| Total of Sewerage = | | | 2 | 105.33 | 61.29 |

Amount in crore

| Sl.No | Sector | Project Name | No.of projects | Awarded Cost | Expenditure |
|--|-------------------|--|----------------|---------------|---------------|
| 252 | Storm Water Drain | Construction of Storm Water Drain near Railra bhavan to HUDA office | 1 | 1.71 | 1.35 |
| 253 | Storm Water Drain | Construction of Storm Water Drain from Valmiki Circle to HLC canal(Sandur road) | 1 | 0.52 | 0.48 |
| 254 | Storm Water Drain | Construction of Storm Water Drain from Ukkadkeri area | 1 | 0.16 | 0.16 |
| 255 | Storm Water Drain | Construction of Strom water Drain Raghavendra Temple Jagalikkatteraya Area to Meer | 1 | 2.5 | 2.5 |
| 256 | Storm Water Drain | Construction of Strom Water Drain From Don Bosco School to Raghavendra temple | 1 | 1.98 | 1.28 |
| | | Total of Storm Water Drain = | 5 | 6.87 | 5.78 |
| 257 | Parks | PARK @ LLC and RING ROAD in HOSPÉT | 1 | 1.44 | 1.42 |
| 258 | Parks | Development of children park at RAJIV NAGAR | 1 | 0.85 | 0.85 |
| 259 | Parks | Development of children park at Phoolban | 1 | 0.62 | 0.62 |
| 260 | Parks | Construction and improvement of park at Ward no.22, Gavisiddeshwar nagar and Ward no. 28 M.J nagar, 7th | 1 | 0.97 | 0.85 |
| | | Total of Parks= | 4 | 3.88 | 3.74 |
| 261 | Urban Transport | Foot path Improvements from Railway station circle to Moorangadi Circle | 1 | 2.3 | 1.77 |
| 262 | Urban Transport | Foot path Improvements from Kanakadasa circle to Valmiki Circle | 1 | 3.35 | 2.69 |
| 263 | Urban Transport | Provision of dedicated bicycle lane from Kanakadasa Circle to Udyog petrol pump | 1 | 0.67 | 0.12 |
| | | Total of Urban Transport= | 3 | 6.12 | 4.58 |
| | | Grand Total of Hospet = | 15 | 173.02 | 110.72 |
| 20) District Name : Kolar ; City: Kolar | | | | | |
| 264 | Water Supply | Providing Water Supply Scheme To Kolar City | 1 | 7.82 | 7.87 |
| 265 | Water Supply | WS to Kolar (Additional Allocations) | 1 | 9.50 | 9.08 |
| | | Total of Water Supply = | 2 | 17.32 | 16.95 |
| 266 | Sewerage | Providing Comprehensive UGD Scheme | 1 | 67.90 | 53.8 |
| 267 | Sewerage | Providing and laying of 610mm dia meter MS encasing pipe along with allied works by Horizontal Direction | 1 | 0.5 | 0.48 |
| | | Total of Sewerage = | 2 | 68.4 | 54.28 |
| 268 | Storm Water Drain | Improvement of construction of storm water drain from stadium to KSRTC bus stand | 1 | 0.26 | 0.3 |
| 269 | Storm Water Drain | Construction of SWD Keelukote Janatha colony to Railway track | 1 | 5.32 | 2.8 |

| | | | | | Amount in crore |
|-------|-------------------|---|----------------|--------------|-----------------|
| Sl.No | Sector | Project Name | No.of projects | Awarded Cost | Expenditure |
| 270 | Storm Water Drain | Construction of SWD at Stadium to via KSRTC Bus Stand to Rahamthanagara Rajakaluve | 1 | 3.03 | 2.24 |
| 271 | Storm Water Drain | Construction of SWD Karanjikatte Khadripura main road Jogappa house to Shanthi Nagara Raja Kaluve | 1 | 3.07 | 1.36 |
| 272 | Storm Water Drain | Construction of SWD Sulthan Tippasandra to via Railway track | 1 | 2.5 | 2.28 |
| 273 | Storm Water Drain | Construction of SWD RIO office Rajakaluve to railway station road | 1 | 2.96 | 1.85 |
| 274 | Storm Water Drain | Construction of SWD New extension OA Srinivasagowda house to Doom light circle & Railway | 1 | 2.21 | 1.87 |
| 275 | Storm Water Drain | Construction of SWD Shahidnagara to via Chamundinagara to Tekal road. | 1 | 1.85 | 0.88 |
| 276 | Storm Water Drain | Construction of SWD Khadripura main road via Bhovi Colony to Rahamathnagara Raja kaluve Kolar CMC | 1 | 1.03 | 0.98 |
| 277 | Storm Water Drain | Construction of SWD Keelulote OHT to Railway track | 1 | 0.99 | 0.98 |
| 278 | Storm Water Drain | Construction of SWD Kurubara pet and Kanakanapalya to Kolaramma tank bed area | 1 | 0.98 | 0.96 |
| 279 | Storm Water Drain | Construction of SWD Rahamathanagara main road Railway track to Srinivasapura circle both side | 1 | 2.87 | 2.11 |
| 280 | Storm Water Drain | Construction of SWD Harohalli and Chowdeshwari nagara, Nanda Gokal School to NH road | 1 | 1.77 | 1.23 |
| 281 | Storm Water Drain | Construction of SWD Noor Nagara to PWD Quatros via to Srinivasapura circle | 1 | 0.32 | 0.17 |
| 282 | Storm Water Drain | Construction of SWD from Railway track to Rahamatullanagar Raj Kaluve | 1 | 3.42 | 2.28 |
| 283 | Storm Water Drain | Construction of SWD at Kodikannuru to Manigatta road | 1 | 3.86 | 3.29 |
| 284 | Storm Water Drain | Construction of SWD at Chokka Convention hall | 1 | 0.43 | 0.46 |
| 285 | Storm Water Drain | Construction of SWD at Manjunatha house to Rahamatulla nagar Rajakaluve | 1 | 0.61 | 0.58 |
| 286 | Storm Water Drain | Construction of SWD at KM Prakash House to Existing Drain at Railway track | 1 | 0.37 | 0.13 |
| | | Total of Storm Water Drain = | 19 | 37.85 | 27.75 |
| 287 | Parks | Development of park at Dharamaraya nagara | 1 | 0.85 | 0.75 |
| 288 | Parks | Park layout at enic office | 1 | 0.96 | 0.77 |
| 289 | Parks | Park layout at ward no 1, tamaka layout | 1 | 0.20 | 0.11 |
| 290 | Parks | Park layout at word no 3, Kote area near kanteswara temple | 1 | 0.13 | 0.05 |
| 291 | Parks | Park layout at word no 6 , byregowda nagar, BTML | 1 | 0.33 | 0.1 |
| 292 | Park | Park layout at ward no 14&15, jayanagar | 1 | 0.16 | 0.14 |

Amount in crore

| Sl.No | Sector | Project Name | No.of projects | Awarded Cost | Expenditure |
|-------|-----------------|---|----------------|---------------|---------------|
| 293 | Parks | Park layout at ward no.28, siddeshwar temple | 1 | 0.56 | 0.18 |
| 294 | Parks | Proposed Green space layout at Chikkananjappa park | 1 | 0.2 | 1.12 |
| 295 | Parks | Proposed Green space layout at Chikkananjappa park 2 | 1 | 0.49 | 0.47 |
| 296 | Parks | Development of park at Plasandra Layout park | 1 | 1.14 | 0.41 |
| 297 | Parks | Development of park at sarvagna park | 1 | 1.57 | 1.57 |
| 298 | Parks | Development of Park at Kuvempu nagar | 1 | 0.29 | 0.21 |
| | | Total of Parks = | 12 | 6.97 | 5.83 |
| 299 | Urban Transport | Construction of Two Foot over Bridges near KSRTC Bus stand and MB Road. | 1 | 0.42 | 0 |
| | | Total of Urban transport= | 1 | 0.42 | 0 |
| | | Grand Total of Kolar = | 36 | 130.96 | 104.81 |

21) District Name : Mandya ; City: Mandya

| | | | | | |
|-----|--------------|--|-----------|---------------|---------------|
| 300 | Water Supply | 3rd Stage Water Supply Scheme | 1 | 113.46 | 113.46 |
| 301 | Water Supply | Water Supply to Mandya (Additional Allocations) | 1 | 9.02 | 7.5 |
| | | Total of Water Supply = | 2 | 122.48 | 120.96 |
| 302 | Sewerage | Remodelling and Rejuvenation of Under Ground Drainage System | 1 | 6.57 | 4.99 |
| 303 | Sewerage | Providing UGD facilities to Mandya city (Additional grant) | 1 | 8.04 | 8.23 |
| | | Total of Sewerage = | 2 | 14.61 | 13.22 |
| 304 | Parks | Development of Sudhir Park in Svarna sandra and jodi park in Kuvempu nagar Mandya CMC limit | 1 | 0.36 | 0.36 |
| 305 | Parks | Development Of Shivananjappa Park , Venkatagiriyappa Park , Balumuri Ganapathi Park, | 1 | 0.27 | 0.25 |
| 306 | Parks | Development Of Balabhavan Park At Ward No 19 Ashoka Nagar | 1 | 0.39 | 0.39 |
| 307 | Parks | Providing & Fixing Open Gym Equipments At Bhalabhavan Park, Jodi Park, Sudder Park , | 1 | 0.37 | 0.37 |
| 308 | Parks | Providing & Fixing Chi dern Playing Equipments At Bhalabhavan Park, Jodi Park, Sudder Park , | 1 | 0.22 | 0.22 |
| 309 | Parks | Providing & Fixing Gajebo At Bhalabhavan Park, Jodi Park, Sudder Park , Shivanajappa Park | 1 | 0.13 | 0.12 |
| | | Total of Parks = | 6 | 1.74 | 1.71 |
| | | Grand Total of Mandya = | 10 | 138.83 | 135.89 |

| Sl.No | Sector | Project Name | No.of projects | Amount in crore | |
|---|--------------|--|----------------|-----------------|---------------|
| | | | | Awarded Cost | Expenditure |
| 22) District Name : Raichur ; City: Raichur | | | | | |
| 310 | Water Supply | Improvement water supply scheme to Raichur | 1 | 54.26 | 45.45 |
| Total of Water Supply = | | | 1 | 54.26 | 45.45 |
| 311 | Sewerage | UGD to Yeramaras zone with 5.5 MLD STP & Hoosur Zone | 1 | 93.19 | 76.91 |
| 312 | Sewerage | Providing UGD scheme (Additional grant) | 1 | 15.16 | 13.2 |
| 313 | Sewerage | Providing UGD works in Eklaspur, Ashkihal and missing links in Ward no. 13 to 22 <i>(Saving)</i> | 1 | 9.06 | 2.61 |
| Total of Sewerage = | | | 3 | 117.71 | 92.72 |
| 314 | Parks | Development of park with Children friendly components - Mehboob Gulshan Park. | 1 | 0.67 | 0.59 |
| 315 | Parks | Development of park with Children friendly components - Devaru Colony Park. | 1 | 0.86 | 0.82 |
| 316 | Parks | Development of Park With Children Friendly Component Savitri Colony Park | 1 | 0.29 | 0.28 |
| 317 | Parks | Development of Park With Children Friendly Component-DSMT Layout | 1 | 0.3 | 0.27 |
| 318 | Parks | Development of Park With Children Friendly Component Jawahar Nagar | 1 | 0.25 | 0.24 |
| 319 | Parks | Development of childers park Balanagama colony | 1 | 0.3 | 0.25 |
| 320 | Parks | Development of childers park in Kalyani nagar | 1 | 0.5 | 0.49 |
| Total of Parks = | | | 7 | 3.17 | 2.94 |
| Grand Total of Raichur = | | | 11 | 175.14 | 141.11 |
| 23) District Name : Haveri ; City:Ranebennur | | | | | |
| 321 | Water Supply | Construction of Works and Services for Operation and Management of 24 x 7 Water Supply System for Ranebennur Town in Karnataka Package No 01-WS- | 1 | 115.42 | 96.49 |
| 322 | Water Supply | Restoration of Gangajala Doddakere lake | 1 | 29.83 | 19.87 |
| Total of Water Supply = | | | 2 | 145.25 | 116.36 |
| 323 | Parks | Development of Park R.S No. 7 & 76 Gourishankar nagar in ward no 31 @ Ranebennur city | 1 | 0.49 | 0.48 |
| 324 | Parks | Development of Green space and park @ ward no 31 Ishwar Nagar , Magod road | 1 | 0.23 | 0.22 |
| 325 | Parks | Development of Green space and Parks @ ward no 29 Maruli nagar | 1 | 0.21 | 0.21 |
| 326 | Parks | Development of Green space and park @ ward no 30 Kanakadas Nagar, Ranebennur, CMC limit in | 1 | 0.21 | 0.21 |
| 327 | Parks | Development of Green space and park @ ward no 28 Maruli nagar in R.S.No.311 (park No-1) | 1 | 0.22 | 0.22 |
| 328 | Parks | Development of Green space and park @ ward no 31 Gourishankar Nagar | 1 | 0.21 | 0.19 |
| 329 | Parks | Development of Green space and park @ ward no 31 Ishwar Nagar | 1 | 0.23 | 0.18 |

Amount in crore

| Sl.No | Sector | Project Name | No.of projects | Awarded Cost | Expenditure |
|---|-------------------|--|----------------|---------------|---------------|
| 330 | Parks | Development of Green space and Parks @ Ward no 4 Adavi Anjaneya Badavane | 1 | 0.2 | 0.18 |
| 331 | Parks | Development of Green space and park @ ward no 24 Banashankari Nagar | 1 | 0.21 | 0.21 |
| | | Total of Parks = | 9 | 2.21 | 2.10 |
| | | Grand Total of Ranebennur = | 11 | 147.46 | 118.46 |
| 24) District Name : Kolar ; City: Robertsonpet | | | | | |
| 332 | Water Supply | Providing Water Supply Scheme | 1 | 55.77 | 30.77 |
| 333 | Water Supply | WS to Robertsonpet (Additional Allocations) | 1 | 11.96 | 14.09 |
| | | Total of Water Supply = | 2 | 67.73 | 44.86 |
| 334 | Sewerage | Providing UGD Scheme | 1 | 43.52 | 31.63 |
| 335 | Sewerage | Providing UGD Scheme to W.No- 26 | 1 | 4.21 | 2.4 |
| 336 | Sewerage | Providing 5MLD MBBR Sewerage treatment plant | 1 | 5.62 | 2.6847 |
| | | Total of Sewerage = | 3 | 53.35 | 36.71 |
| 337 | Parks | Development of Park at Lourdhunagar | 1 | 0.28 | 0.24 |
| 338 | Parks | Development of Park at Gowthamnagar | 1 | 0.18 | 0.14 |
| 339 | Parks | Improvement of Park at Opposite Flour Mill, ST Block, Oorgaum. | 1 | 0.19 | 0.17 |
| 340 | Parks | Improvement of Park at ET Block, Ward No.16 | 1 | 0.17 | 0.15 |
| 341 | Parks | Development of Park at Championreefs, M-Block, | 1 | 0.29 | 0.24 |
| 342 | Parks | Construction of Compound walls grills, walk path with green space at Married Quarters Area, Championreef | 1 | 0.55 | 0 |
| 343 | Parks | Improvement of Park at Bullens Band Lane, Ward No.7. | 1 | 0.26 | 0.23 |
| 344 | Parks | Development of Park at School of Mines, | 1 | 0.41 | 0.38 |
| 345 | Parks | Improvement of Park at Opposite RTO Office near New Oriental Lane, Ward No.5. | 1 | 0.21 | 0.18 |
| 346 | Parks | Improvement of Park near Five Lights Area | 1 | 0.26 | 0.24 |
| | | Total of Parks = | 10 | 2.8 | 1.97 |
| 347 | Storm Water Drain | Construction of SWD from Oriental Bridge to Ashoknagar Bridge, BM Road | 1 | 2.62 | 2.6 |
| 348 | Storm Water Drain | Construction of SWD from Hendry's 2nd line to Hendry's Main Bridge, Ward No.6, CMC | 1 | 0.39 | 0.44 |

| Sl.No | Sector | Project Name | No.of projects | Amount in crore | |
|--|-------------------|--|----------------|-----------------|---------------|
| | | | | Awarded Cost | Expenditure |
| 349 | Storm Water Drain | Construction of SWD from Ashoknagar Bridge to Muneshwara Temple, Ward No.19 | 1 | 2.49 | 2.07 |
| 350 | Storm Water Drain | Construction of SWD from Gangamma Temple to 3rd Cross, Swarnanagar, Ward No.22 | 1 | 0.3 | 0 |
| 351 | Storm Water Drain | Construction of SWD from Swarnanagar Pump House to Swarnanagar Lake, Ward No.22 | 1 | 0.38 | 0.38 |
| 352 | Storm Water Drain | Construction of SWD from North Gilberts to Susaipalyam Main Bridge, Ward No.8 | 1 | 1.32 | 1.31 |
| 353 | Storm Water Drain | Construction of SWD from Nandydurg Club to Jwala Petrolbunk, Ward No.7 & Jwala Petrolbunk to | 1 | 3.97 | 3.91 |
| 354 | Storm Water Drain | Construction of SWD from Electric Colony to Malayali Lane, Ward No.17 & ST Block bridge to Jwala | 1 | 1.61 | 1.59 |
| 355 | Storm Water Drain | Construction of SWD from BM Road, Sumathinagar to Gowthamnagar 2nd Stage, Ward No.31, CMC | 1 | 1.17 | 0.79 |
| 356 | Storm Water Drain | Construction of SWD from Subbarao House to Pipeline Road, Nachapalli, Ward No.29, Kuntigangamma Temple | 1 | 2.34 | 2.28 |
| 357 | Storm Water Drain | Construction of SWD from MIG Market Doddi to Bowrilalpet Drain, Ward No.23 & Bowrilalpet Bridge | 1 | 3.99 | 3.81 |
| Total of Storm Water Drain = | | | 11 | 20.58 | 19.18 |
| 358 | Urban Transport | Construction & Improvement of footpath from Surajmull Circle to Saldana Circle(2015-2016) | 1 | 0.83 | 0.77 |
| 359 | Urban Transport | Construction & Improvement of footpath from Oorgaum railway station to Surajmull Circle | 1 | 1.52 | 1.35 |
| 360 | Urban Transport | Construction & Improvement of footpath from Prichard road to Rajkumar Circle | 1 | 0.65 | 0 |
| 361 | Urban Transport | Construction & Improvement of footpath from Geetha road to Rajkumar Circle | 1 | 0.61 | 0 |
| 362 | Urban Transport | Construction & Improvement of footpath from Suvarnanagar to Rajkumar Circle | 1 | 0.72 | 0 |
| 363 | Urban Transport | Construction & Improvement of footpath from Andersonpet to Gilbert Circle | 1 | 0.65 | 0.22 |
| 364 | Urban Transport | Construction & Improvement of footpath from Surajmull Circle to Gandhi Circle & Construction of Bus | 1 | 0.3532 | 0.13 |
| 365 | Urban Transport | Construction & Improvement of footpath from Saldana Circle to KSRTC Depot. | 1 | 1.56 | 1.23 |
| Total of Urban Transport= | | | 8 | 6.90 | 3.7 |
| Grand Total of Robertsonpet = | | | 34 | 151.36 | 106.42 |
| 25) District Name : Udupi ; City: Udupi | | | | | |
| 366 | Water Supply | Improvement of Water Supply Facilities in Udupi (Source improvements) | 1 | 119.52 | 72.79 |
| 367 | Water Supply | Providing water supply distribution system to Udupi (Over Head Tanks) | 1 | 9.03 | 5.5 |
| Total of Water Supply = | | | 2 | 128.55 | 78.29 |

| | | | | | Amount in crore | |
|--|-------------------|---|----------------|---------------|-----------------|--|
| Sl.No | Sector | Project Name | No.of projects | Awarded Cost | Expenditure | |
| 368 | Parks | Development of Park at Subramanya Nagara. | 1 | 0.31 | 0.31 | |
| 369 | Parks | Development of Bhujanga Park-II | 1 | 0.31 | 0.29 | |
| 370 | Parks | Improvements of green space and parks at Bhujanga Park, Ajjarakad. | 1 | 0.2 | 0.19 | |
| 371 | Parks | Children Equipment and Open gym equipment in Subramanya and Bhujanga park | 1 | 0.16 | 0.16 | |
| Total of Parks = | | | 4 | 0.98 | 0.95 | |
| Grand Total of Udupi = | | | 6 | 129.53 | 79.24 | |
| 26) District Name : Bagalkote ; City: Badami | | | | | | |
| 372 | Water Supply | construction of storage reservoirs and distribution network and house service connections to uncovered | 1 | 8.94 | 8.36 | |
| Total of Water Supply = | | | 1 | 8.94 | 8.36 | |
| 373 | Swerage | Providing UGD network in uncovered area with HSC and rehabilitation of existing sewer | 1 | 15.48 | 15.28 | |
| 374 | Swerage | UGD scheme to Badami | 1 | 7.80 | 7.31 | |
| Total of Swerage= | | | 2 | 23.28 | 22.59 | |
| 375 | Storm Water Drain | Construction of RCC Drain at Teepeu Nagar from sabarapadi Daraga to Bus stand Division No 11 of | 1 | 0.42 | 0.49 | |
| 376 | Storm Water Drain | Construction of Storm Water Drain from Dr.Ambedkar Bhavan. To Existing Drain at Badami | 1 | 0.74 | 0.72 | |
| 377 | Storm Water Drain | Construction of Storm water- drain at Vegetable market in Badami | 1 | 0.36 | 0.36 | |
| 378 | Storm Water Drain | Construction of Storm water drain from behind Pulikeshi school to Ramadurga road nala in Badami | 1 | 1.02 | 1.01 | |
| Total of Storm Water Drain = | | | 4 | 2.54 | 2.58 | |
| 379 | Parks | Improvement of House area Park at Anand Nagar Park+Tippu Nagar+Guled Lakavva Park at Badami | 1 | 0.21 | 0.21 | |
| 380 | Parks | Proposed Green space layout at 1. Garden Colony Badami | 1 | 0.36 | 0.38 | |
| Total of Parks= | | | 2 | 0.57 | 0.59 | |
| 381 | Urban Transport | Footpath, Pedestrian refugee & Parking Improvement from KVG Bank to Basaveshwar Circle in Badami | 1 | 0.73 | 0.72 | |
| Total of Urban transport= | | | 1 | 0.73 | 0.72 | |
| Grand Total of Badami= | | | 10 | 36.06 | 34.84 | |
| 27) District Name : Bangalore ; City: Bangalore | | | | | | |
| 382 | Water Supply | Byatarayanapura work (110 villages) Providing Water Supply facilities to Byatarayanapura zone area under 110 villages of BBMP | 1 | 177.22 | 14.607 | |
| 383 | Water Supply | Providing and laying Clear Water Pipeline from GKVK Reservoir to HBR Reservoir | 1 | 46.13 | 50.41 | |

| Sl.No | Sector | Project Name | No.of projects | Amount in crore | |
|-------|--------------|---|----------------|-----------------|---------------|
| | | | | Awarded Cost | Expenditure |
| 384 | Water Supply | Slum Development component & Implementation of Water Supply facilities to balance Slums (91Nos) in Core area of Bangalore | 1 | 15.17 | 189.73 |
| | | Total of Water Supply= | 3 | 238.52 | 254.75 |
| 385 | UGD | Work of Providing Sewerage System to extended areas of erstwhile R.R Nagar & Kengeri TMC areas | 1 | 59.94 | 57.85 |
| 386 | UGD | Work of Providing Trunk Sewer from Ranganatha Colony to V-Valley Treatment Plant. | 1 | 52.45 | 56.476 |
| 387 | UGD | Construction of 20MLD Waste Water Treatment Plant at K R Puram | 1 | 28.39 | 25.5 |
| 388 | UGD | Construction of 10MLD Capacity Sewage Treatment Plant at Hulimavu | 1 | 20.23 | 22.99 |
| 389 | UGD | Construction of 5MLD Capacity Sewage Treatment Plant at Chikka Begur | 1 | 13.89 | 15.89 |
| 390 | UGD | Construction of 5MLD Capacity Sewage Treatment Plant at Sarakki | 1 | 14.49 | 13.28 |
| 391 | UGD | Construction of 35 MLD Capacity Sewage Treatment Plant at Agaram | 1 | 53.53 | 52.97 |
| 392 | UGD | Construction of Pump House at Koramangala Sports Complex and Laying of rising main from Sports | 1 | 38.61 | 39.34 |
| 393 | UGD | Construction of Pump House at Koramangala Sports Complex and Laying of rising main from Sports | 1 | 65.64 | 68.43 |
| 394 | UGD | Package - S4A Environmental Action plan | 1 | 103.32 | 98.11 |
| 395 | UGD | Package - S4B | 1 | 99.29 | 77.85 |
| 396 | UGD | Package - S4C | 1 | 91.45 | 91.11 |
| 397 | UGD | Package - S4D i) Vrishabhavathy Valley ii) Kethmaranahalli and Arkavathi | 1 | 92.34 | 88.81 |
| | | Total of Sewerage= | 13 | 733.67 | 708.61 |
| 398 | Parks | Development of Green Spaces and Parks to Mestri Layout park, Koramangala Ward No.151, South Zone | 1 | 2.06 | 2.31 |
| 399 | Parks | Development of Green Spaces and Parks to Poorna Pragyana layout 29th Main road,37 and 38cross road | 1 | 2.04 | 2.023 |
| 400 | Parks | Development of Green Spaces and Parks to Andrahalli Lake Park, Ward-40, Doddabidarekallu, | 1 | 2.4 | 2.38 |
| 401 | Parks | Development of Green Spaces and Parks to Vin Field layout main road park, Ward-5 Jakkur, Yelahanka | 1 | 2.24 | 2.23 |
| 402 | Parks | Development of Green Spaces and Parks to Bivrali park, Ward-54 Hoodi, Mahadevpura Zone | 1 | 1.59 | 1.59 |
| 403 | Parks | Development of Green Spaces and Parks to Gunduthopu park, Byrathi, Ward No.54, | 1 | 2.35 | 0.94 |

Amount in crore

| Sl.No | Sector | Project Name | No.of projects | Awarded Cost | Expenditure |
|-------|--------|--|----------------|----------------|----------------|
| 404 | Parks | Development of Green Spaces and Parks to Kanakadasa park, Govindarajnagar- Ward No.104, | 1 | 2.35 | 2.49 |
| 405 | Parks | Development of Green Spaces and Parks to Mahadev Banakar.Park, Ward No.108, West Zone | 1 | 0.95 | 1.21 |
| 406 | Parks | Development of Green Spaces and Parks to Neharu 'B&C' Block Park, BDA Officers Quarters, Ward 115- | 1 | 1.28 | 1.72 |
| 407 | Parks | Development of Green Spaces and Parks to Mallasandra gutte park, Ward-13 Mallasandra, | 1 | 2.5 | 0 |
| | | Total of Parks= | 10 | 19.76 | 16.89 |
| | | Grand Total of Bangalore = | 26 | 991.95 | 980.25 |
| | | Total= | 407 | 5118.96 | 4085.09 |

ಅನುಬಂಧ-೨

ಪ್ರಸ್ತುತ ನಗರ ಸ್ಥಳೀಯ ಸಂಸ್ಥೆಯಲ್ಲಿ ತ್ಯಾಜ್ಯ ಸಂಗ್ರಹ ಕೆಲಸ ಮಾಡುತ್ತಿರುವ ಸಂಸ್ಥೆಗಳ ವಿವರ

| ಕ್ರ.ಸಂ. | ಜಿಲ್ಲೆಯ ಹೆಸರು | ನಗರ ಸ್ಥಳೀಯ ಸಂಸ್ಥೆ ಹೆಸರು | ಪ್ರಸ್ತುತ ಯಾವ ಸಂಸ್ಥೆಯವರು ತ್ಯಾಜ್ಯ ಸಂಗ್ರಹ ಕೆಲಸ ಮಾಡುತ್ತಿದ್ದಾರೆ (ಖಾಸಗಿ ಸಂಸ್ಥೆಯಾದಲ್ಲಿ ಹೆಸರು) |
|------------------|--|-------------------------|---|
| 1 | ಬೆಂಗಳೂರು ನಗರ ಜಿಲ್ಲೆ | ನಗರಸಭೆ ಹಬ್ಬಗೋಡಿ | ನಗರಸ್ಥಳೀಯ ಸಂಸ್ಥೆ ವತಿಯಿಂದ ತ್ಯಾಜ್ಯ ಸಂಗ್ರಹಣೆ ಮಾಡಲಾಗುತ್ತಿದೆ. |
| | | ಪುರಸಭೆ ಅನೇಕಲ್ | ನಗರಸ್ಥಳೀಯ ಸಂಸ್ಥೆ ವತಿಯಿಂದ ತ್ಯಾಜ್ಯ ಸಂಗ್ರಹಣೆ ಮಾಡಲಾಗುತ್ತಿದೆ. |
| | | ಪುರಸಭೆ ಅತ್ತಿಬೆಲೆ | ನಗರಸ್ಥಳೀಯ ಸಂಸ್ಥೆ ವತಿಯಿಂದ ತ್ಯಾಜ್ಯ ಸಂಗ್ರಹಣೆ ಮಾಡಲಾಗುತ್ತಿದೆ. |
| | | ಪುರಸಭೆ ದೊಮ್ಮಸಂದ್ರ | ನಗರಸ್ಥಳೀಯ ಸಂಸ್ಥೆ ವತಿಯಿಂದ ತ್ಯಾಜ್ಯ ಸಂಗ್ರಹಣೆ ಮಾಡಲಾಗುತ್ತಿದೆ. |
| | | ಚಂದಾಪುರ ಪುರಸಭೆ | ನಗರಸ್ಥಳೀಯ ಸಂಸ್ಥೆ ವತಿಯಿಂದ ತ್ಯಾಜ್ಯ ಸಂಗ್ರಹಣೆ ಮಾಡಲಾಗುತ್ತಿದೆ. |
| | | ಪುರಸಭೆ ಜಿಗಣಿ | ನಗರಸ್ಥಳೀಯ ಸಂಸ್ಥೆ ವತಿಯಿಂದ ತ್ಯಾಜ್ಯ ಸಂಗ್ರಹಣೆ ಮಾಡಲಾಗುತ್ತಿದೆ. |
| | | ಪುರಸಭೆ ವಸಾಹತುಕಾರ್ಯ | ಎಸ್. ಉಂಬನಾಥ್ ಸಂಸ್ಥೆವತಿಯಿಂದ ತ್ಯಾಜ್ಯ ಸಂಗ್ರಹಣೆ ಮಾಡಲಾಗುತ್ತಿದೆ. |
| | | 2 | ಬೆಂಗಳೂರು ಗ್ರಾಮಾಂತರ ಜಿಲ್ಲೆ |
| ಪೊನ್ನಕೋಟೆ ನಗರಸಭೆ | ನಗರಸ್ಥಳೀಯ ಸಂಸ್ಥೆ ವತಿಯಿಂದ ತ್ಯಾಜ್ಯ ಸಂಗ್ರಹಣೆ ಮಾಡಲಾಗುತ್ತಿದೆ. | | |
| ದೇವನಹಳ್ಳಿ ಪುರಸಭೆ | ನಗರಸ್ಥಳೀಯ ಸಂಸ್ಥೆ ವತಿಯಿಂದ ತ್ಯಾಜ್ಯ ಸಂಗ್ರಹಣೆ ಮಾಡಲಾಗುತ್ತಿದೆ. | | |
| ವಿಜಯಪುರ ಪುರಸಭೆ | ನಗರಸ್ಥಳೀಯ ಸಂಸ್ಥೆ ವತಿಯಿಂದ ತ್ಯಾಜ್ಯ ಸಂಗ್ರಹಣೆ ಮಾಡಲಾಗುತ್ತಿದೆ. | | |
| ನಲಮಂಗಲ ಪುರಸಭೆ | ನಗರಸ್ಥಳೀಯ ಸಂಸ್ಥೆ ವತಿಯಿಂದ ತ್ಯಾಜ್ಯ ಸಂಗ್ರಹಣೆ ಮಾಡಲಾಗುತ್ತಿದೆ. | | |
| 3 | ರಾಮನಗರ | ನಗರಸಭೆ, ರಾಮನಗರ | ನಗರಸ್ಥಳೀಯ ಸಂಸ್ಥೆ ವತಿಯಿಂದ ತ್ಯಾಜ್ಯ ಸಂಗ್ರಹಣೆ ಮಾಡಲಾಗುತ್ತಿದೆ. |
| | | ನಗರಸಭೆ, ಚನ್ನಪಟ್ಟಣ | ನಗರಸ್ಥಳೀಯ ಸಂಸ್ಥೆ ವತಿಯಿಂದ ತ್ಯಾಜ್ಯ ಸಂಗ್ರಹಣೆ ಮಾಡಲಾಗುತ್ತಿದೆ. |
| | | ನಗರಸಭೆ, ಕನಕಪುರ | ನಗರಸ್ಥಳೀಯ ಸಂಸ್ಥೆ ವತಿಯಿಂದ ತ್ಯಾಜ್ಯ ಸಂಗ್ರಹಣೆ ಮಾಡಲಾಗುತ್ತಿದೆ. |
| | | ಪುರಸಭೆ, ಮಾಗಡಿ | ನಗರಸ್ಥಳೀಯ ಸಂಸ್ಥೆ ವತಿಯಿಂದ ತ್ಯಾಜ್ಯ ಸಂಗ್ರಹಣೆ ಮಾಡಲಾಗುತ್ತಿದೆ. |
| | | ಪುರಸಭೆ, ಬಿಡದಿ | ನಗರಸ್ಥಳೀಯ ಸಂಸ್ಥೆ ವತಿಯಿಂದ ತ್ಯಾಜ್ಯ ಸಂಗ್ರಹಣೆ ಮಾಡಲಾಗುತ್ತಿದೆ. |
| 4 | ಕೋಲಾರ | ನಗರಸಭೆ ಕೋಲಾರ | ನಗರಸ್ಥಳೀಯ ಸಂಸ್ಥೆ ವತಿಯಿಂದ ತ್ಯಾಜ್ಯ ಸಂಗ್ರಹಣೆ ಮಾಡಲಾಗುತ್ತಿದೆ. |
| | | ನಗರಸಭೆ ಕೆಜಿಎಫ್ | ನಗರಸ್ಥಳೀಯ ಸಂಸ್ಥೆ ವತಿಯಿಂದ ತ್ಯಾಜ್ಯ ಸಂಗ್ರಹಣೆ ಮಾಡಲಾಗುತ್ತಿದೆ. |
| | | ನಗರಸಭೆ ಮುಳಬಾಗಿಲು | ನಗರಸ್ಥಳೀಯ ಸಂಸ್ಥೆ ವತಿಯಿಂದ ತ್ಯಾಜ್ಯ ಸಂಗ್ರಹಣೆ ಮಾಡಲಾಗುತ್ತಿದೆ. |

| ಕ್ರ.ಸಂ. | ಜಿಲ್ಲೆಯ ಹೆಸರು | ನಗರ ಸ್ಥಳೀಯ ಸಂಸ್ಥೆ ಹೆಸರು | ಪ್ರಸ್ತುತ ಯಾವ ಸಂಸ್ಥೆಯವರು ತ್ಯಾಜ್ಯ ಸಂಗ್ರಹ ಕೆಲಸ ಮಾಡುತ್ತಿದ್ದಾರೆ (ಖಾಸಗಿ ಸಂಸ್ಥೆಯಾದಲ್ಲಿ ಹೆಸರು) |
|---------|---------------|-------------------------|---|
| | | ಪುರಸಭೆ ಬಂಗಾರಪೇಟೆ | ನಗರಸ್ಥಳೀಯ ಸಂಸ್ಥೆ ವತಿಯಿಂದ ತ್ಯಾಜ್ಯ ಸಂಗ್ರಹಣೆ ಮಾಡಲಾಗುತ್ತಿದೆ. |
| | | ಪುರಸಭೆ ಮಾಲೂರು | ನಗರಸ್ಥಳೀಯ ಸಂಸ್ಥೆ ವತಿಯಿಂದ ತ್ಯಾಜ್ಯ ಸಂಗ್ರಹಣೆ ಮಾಡಲಾಗುತ್ತಿದೆ. |
| | | ಪುರಸಭೆ ಶ್ರೀನಿವಾಸಪುರ | ನಗರಸ್ಥಳೀಯ ಸಂಸ್ಥೆ ವತಿಯಿಂದ ತ್ಯಾಜ್ಯ ಸಂಗ್ರಹಣೆ ಮಾಡಲಾಗುತ್ತಿದೆ. |
| 5 | ಚಿಕ್ಕಬಳ್ಳಾಪುರ | ನಗರಸಭೆ, ಚಿಕ್ಕಬಳ್ಳಾಪುರ | ನಗರಸ್ಥಳೀಯ ಸಂಸ್ಥೆ ವತಿಯಿಂದ ತ್ಯಾಜ್ಯ ಸಂಗ್ರಹಣೆ ಮಾಡಲಾಗುತ್ತಿದೆ. |
| | | ನಗರಸಭೆ, ಚಂತಾಮಣಿ | ನಗರಸ್ಥಳೀಯ ಸಂಸ್ಥೆ ವತಿಯಿಂದ ತ್ಯಾಜ್ಯ ಸಂಗ್ರಹಣೆ ಮಾಡಲಾಗುತ್ತಿದೆ. |
| | | ನಗರಸಭೆ, ಶಿಲ್ಲಾಘಟ್ಟ | ನಗರಸ್ಥಳೀಯ ಸಂಸ್ಥೆ ವತಿಯಿಂದ ತ್ಯಾಜ್ಯ ಸಂಗ್ರಹಣೆ ಮಾಡಲಾಗುತ್ತಿದೆ. |
| | | ನಗರಸಭೆ, ಗೌರಿಬಿದನೂರು | ನಗರಸ್ಥಳೀಯ ಸಂಸ್ಥೆ ವತಿಯಿಂದ ತ್ಯಾಜ್ಯ ಸಂಗ್ರಹಣೆ ಮಾಡಲಾಗುತ್ತಿದೆ. |
| | | ಪುರಸಭೆ, ಬಾಗೇಪಲ್ಲಿ | ನಗರಸ್ಥಳೀಯ ಸಂಸ್ಥೆ ವತಿಯಿಂದ ತ್ಯಾಜ್ಯ ಸಂಗ್ರಹಣೆ ಮಾಡಲಾಗುತ್ತಿದೆ. |
| | | ಪುರಸಭೆ, ಮುಸಾಪುರ, ನವಬೀದಿ | ನಗರಸ್ಥಳೀಯ ಸಂಸ್ಥೆ ವತಿಯಿಂದ ತ್ಯಾಜ್ಯ ಸಂಗ್ರಹಣೆ ಮಾಡಲಾಗುತ್ತಿದೆ. |
| 6 | ತುಮಕೂರು | ಮಹಾನಗರಪಾಲಿಕೆ ತುಮಕೂರು | ಮೆ// ಗಣೇಶ್ ರಂಜಿತ್ ಎನ್ವಿರಾನ್ಮೆಂಟ್ ಸಲ್ಯೂಷನ್ಸ್ ಲಿಮಿಟೆಡ್ ಬೆಂಗಳೂರು |
| | | ನಗರಸಭೆ, ತಿಪಟೂರು | ನಗರಸ್ಥಳೀಯ ಸಂಸ್ಥೆ ವತಿಯಿಂದ ತ್ಯಾಜ್ಯ ಸಂಗ್ರಹಣೆ ಮಾಡಲಾಗುತ್ತಿದೆ. |
| | | ನಗರಸಭೆ, ಶಿವಾ | ನಗರಸ್ಥಳೀಯ ಸಂಸ್ಥೆ ವತಿಯಿಂದ ತ್ಯಾಜ್ಯ ಸಂಗ್ರಹಣೆ ಮಾಡಲಾಗುತ್ತಿದೆ. |
| | | ಪುರಸಭೆ, ಚಿ.ನಾ.ಹಳ್ಳಿ | ನಗರಸ್ಥಳೀಯ ಸಂಸ್ಥೆ ವತಿಯಿಂದ ತ್ಯಾಜ್ಯ ಸಂಗ್ರಹಣೆ ಮಾಡಲಾಗುತ್ತಿದೆ. |
| | | ಪುರಸಭೆ, ಮಧುಗಿರಿ | ನಗರಸ್ಥಳೀಯ ಸಂಸ್ಥೆ ವತಿಯಿಂದ ತ್ಯಾಜ್ಯ ಸಂಗ್ರಹಣೆ ಮಾಡಲಾಗುತ್ತಿದೆ. |
| | | ಪುರಸಭೆ, ಕುಣಿಗಲ್ | ನಗರಸ್ಥಳೀಯ ಸಂಸ್ಥೆ ವತಿಯಿಂದ ತ್ಯಾಜ್ಯ ಸಂಗ್ರಹಣೆ ಮಾಡಲಾಗುತ್ತಿದೆ. |
| | | ಪುರಸಭೆ, ವಾವಗಡ | ನಗರಸ್ಥಳೀಯ ಸಂಸ್ಥೆ ವತಿಯಿಂದ ತ್ಯಾಜ್ಯ ಸಂಗ್ರಹಣೆ ಮಾಡಲಾಗುತ್ತಿದೆ. |
| | | ಪ.ಪಂಚಾಯತಿ, ಕೊರಟಗೆರೆ | ನಗರಸ್ಥಳೀಯ ಸಂಸ್ಥೆ ವತಿಯಿಂದ ತ್ಯಾಜ್ಯ ಸಂಗ್ರಹಣೆ ಮಾಡಲಾಗುತ್ತಿದೆ. |
| | | ಪ.ಪಂಚಾಯತಿ, ಗುಬ್ಬಿ | ನಗರಸ್ಥಳೀಯ ಸಂಸ್ಥೆ ವತಿಯಿಂದ ತ್ಯಾಜ್ಯ ಸಂಗ್ರಹಣೆ ಮಾಡಲಾಗುತ್ತಿದೆ. |
| | | ಪ.ಪಂಚಾಯತಿ, ತುರುವೇಕೆರೆ | ನಗರಸ್ಥಳೀಯ ಸಂಸ್ಥೆ ವತಿಯಿಂದ ತ್ಯಾಜ್ಯ ಸಂಗ್ರಹಣೆ ಮಾಡಲಾಗುತ್ತಿದೆ. |
| | | ಪ.ಪಂಚಾಯತಿ, ಹುಳಿಯೂರು | ನಗರಸ್ಥಳೀಯ ಸಂಸ್ಥೆ ವತಿಯಿಂದ ತ್ಯಾಜ್ಯ ಸಂಗ್ರಹಣೆ ಮಾಡಲಾಗುತ್ತಿದೆ. |
| 7 | | ಮಹಾನಗರ ಪಾಲಿಕೆ ದಾವಣಗೆರೆ | ನಗರಸ್ಥಳೀಯ ಸಂಸ್ಥೆ ವತಿಯಿಂದ ತ್ಯಾಜ್ಯ ಸಂಗ್ರಹಣೆ ಮಾಡಲಾಗುತ್ತಿದೆ. |
| | | ಹರಿಹರ ನಗರಸಭೆ | ನಗರಸ್ಥಳೀಯ ಸಂಸ್ಥೆ ವತಿಯಿಂದ ತ್ಯಾಜ್ಯ ಸಂಗ್ರಹಣೆ ಮಾಡಲಾಗುತ್ತಿದೆ. |

| ಕ್ರ.ಸಂ. | ಜಿಲ್ಲೆಯ ಹೆಸರು | ನಗರ ಸ್ಥಳೀಯ ಸಂಸ್ಥೆ ಹೆಸರು | ಪ್ರಸ್ತುತ ಯಾವ ಸಂಸ್ಥೆಯವರು ತ್ಯಾಜ್ಯ ಸಂಗ್ರಹ ಕೆಲಸ ಮಾಡುತ್ತಿದ್ದಾರೆ (ಖಾಸಗಿ ಸಂಸ್ಥೆಯಾದಲ್ಲಿ ಹೆಸರು) |
|---------|---------------|----------------------------|---|
| | ವಾಪಾಂಗೇರಿ | ಚನ್ನಗಿರಿ, ಪುರಸಭೆ | ನಗರಸ್ಥಳೀಯ ಸಂಸ್ಥೆ ವತಿಯಿಂದ ತ್ಯಾಜ್ಯ ಸಂಗ್ರಹಣೆ ಮಾಡಲಾಗುತ್ತಿದೆ. |
| | | ನಾಲೇಬೆನ್ನೂರು, ಪುರಸಭೆ | ನಗರಸ್ಥಳೀಯ ಸಂಸ್ಥೆ ವತಿಯಿಂದ ತ್ಯಾಜ್ಯ ಸಂಗ್ರಹಣೆ ಮಾಡಲಾಗುತ್ತಿದೆ. |
| | | ಕೂನ್ಯಾಳಿ, ಪ.ವಂಚಾಯತಿ | ನಗರಸ್ಥಳೀಯ ಸಂಸ್ಥೆ ವತಿಯಿಂದ ತ್ಯಾಜ್ಯ ಸಂಗ್ರಹಣೆ ಮಾಡಲಾಗುತ್ತಿದೆ. |
| | | ಜಗಲೂರು, ಪ.ವಂಚಾಯತಿ | ನಗರಸ್ಥಳೀಯ ಸಂಸ್ಥೆ ವತಿಯಿಂದ ತ್ಯಾಜ್ಯ ಸಂಗ್ರಹಣೆ ಮಾಡಲಾಗುತ್ತಿದೆ. |
| 8 | ಒವಮೊಗ್ಗ | ನಗರಸಭೆ ಭದ್ರಾವತಿ | ಪೆಟ್ರೋ ಎ.ಸುರೇಶ್, ಜೈಭೀಮ್ ಎಂಬರ್ ಪ್ರೈವೇಟ್, ಜೈಭೀಮ್ ನಗರ, ರಂಗಪ್ಪ ಸರ್ಕಲ್ ಹತ್ತಿರ, ಬದ್ವಾವತಿ. |
| | | ನಗರಸಭೆ ಸಾಗರ | ನಗರಸ್ಥಳೀಯ ಸಂಸ್ಥೆ ವತಿಯಿಂದ ತ್ಯಾಜ್ಯ ಸಂಗ್ರಹಣೆ ಮಾಡಲಾಗುತ್ತಿದೆ. |
| | | ಪುರಸಭೆ ಶಿಕಾರಿಪುರ | Libra Man Power Agency |
| | | ಪ.ಪಂ ಒರಾಳಿಕೊಪ್ಪ | ನಗರಸ್ಥಳೀಯ ಸಂಸ್ಥೆ ವತಿಯಿಂದ ತ್ಯಾಜ್ಯ ಸಂಗ್ರಹಣೆ ಮಾಡಲಾಗುತ್ತಿದೆ. |
| | | ಪ.ಪಂ ಕೀರ್ತಿಕಲ್ | ನಗರಸ್ಥಳೀಯ ಸಂಸ್ಥೆ ವತಿಯಿಂದ ತ್ಯಾಜ್ಯ ಸಂಗ್ರಹಣೆ ಮಾಡಲಾಗುತ್ತಿದೆ. |
| | | ಪ.ಪಂ ಮೊಸನಗರ | ನಗರಸ್ಥಳೀಯ ಸಂಸ್ಥೆ ವತಿಯಿಂದ ತ್ಯಾಜ್ಯ ಸಂಗ್ರಹಣೆ ಮಾಡಲಾಗುತ್ತಿದೆ. |
| | | ಪ.ಪಂ ಸೋರಬ | ನಗರಸ್ಥಳೀಯ ಸಂಸ್ಥೆ ವತಿಯಿಂದ ತ್ಯಾಜ್ಯ ಸಂಗ್ರಹಣೆ ಮಾಡಲಾಗುತ್ತಿದೆ. |
| | | ಪ.ಪಂ ಬೋಗ ಕಾರ್ಗಲ್ | ನಗರಸ್ಥಳೀಯ ಸಂಸ್ಥೆ ವತಿಯಿಂದ ತ್ಯಾಜ್ಯ ಸಂಗ್ರಹಣೆ ಮಾಡಲಾಗುತ್ತಿದೆ. |
| 9 | ಚಿತ್ರದುರ್ಗ | ಚಿತ್ರದುರ್ಗ ನಗರಸಭೆ | ನಗರಸ್ಥಳೀಯ ಸಂಸ್ಥೆ ವತಿಯಿಂದ ತ್ಯಾಜ್ಯ ಸಂಗ್ರಹಣೆ ಮಾಡಲಾಗುತ್ತಿದೆ. |
| | | ಚಳ್ಳಕೆರೆ ನಗರಸಭೆ | ನಗರಸ್ಥಳೀಯ ಸಂಸ್ಥೆ ವತಿಯಿಂದ ತ್ಯಾಜ್ಯ ಸಂಗ್ರಹಣೆ ಮಾಡಲಾಗುತ್ತಿದೆ. |
| | | ಹಿರಿಯೂರು ನಗರಸಭೆ | ನಗರಸ್ಥಳೀಯ ಸಂಸ್ಥೆ ವತಿಯಿಂದ ತ್ಯಾಜ್ಯ ಸಂಗ್ರಹಣೆ ಮಾಡಲಾಗುತ್ತಿದೆ. |
| | | ಹೊಸದುರ್ಗ ಪುರಸಭೆ | ನಗರಸ್ಥಳೀಯ ಸಂಸ್ಥೆ ವತಿಯಿಂದ ತ್ಯಾಜ್ಯ ಸಂಗ್ರಹಣೆ ಮಾಡಲಾಗುತ್ತಿದೆ. |
| | | ಹೊಳಲ್ಕೆರೆ ಪಟ್ಟಣ ಪಂಚಾಯತಿ | ನಗರಸ್ಥಳೀಯ ಸಂಸ್ಥೆ ವತಿಯಿಂದ ತ್ಯಾಜ್ಯ ಸಂಗ್ರಹಣೆ ಮಾಡಲಾಗುತ್ತಿದೆ. |
| | | ಮೊಳೆಕಾಲ್ಮೂರು ಪಟ್ಟಣ ಪಂಚಾಯತಿ | ನಗರಸ್ಥಳೀಯ ಸಂಸ್ಥೆ ವತಿಯಿಂದ ತ್ಯಾಜ್ಯ ಸಂಗ್ರಹಣೆ ಮಾಡಲಾಗುತ್ತಿದೆ. |
| | | ನಾಯಕನಹಟ್ಟಿ ಪಟ್ಟಣ ಪಂಚಾಯತಿ. | ನಗರಸ್ಥಳೀಯ ಸಂಸ್ಥೆ ವತಿಯಿಂದ ತ್ಯಾಜ್ಯ ಸಂಗ್ರಹಣೆ ಮಾಡಲಾಗುತ್ತಿದೆ. |
| 10 | | ಮಹಾನಗರ ಪಾಲಿಕೆ, ಮೈಸೂರು | ನಗರಸ್ಥಳೀಯ ಸಂಸ್ಥೆ ವತಿಯಿಂದ ತ್ಯಾಜ್ಯ ಸಂಗ್ರಹಣೆ ಮಾಡಲಾಗುತ್ತಿದೆ. |
| | | ನಗರಸಭೆ, ನಂಜನಗೂಡು | ನಗರಸ್ಥಳೀಯ ಸಂಸ್ಥೆ ವತಿಯಿಂದ ತ್ಯಾಜ್ಯ ಸಂಗ್ರಹಣೆ ಮಾಡಲಾಗುತ್ತಿದೆ. |
| | | ನಗರಸಭೆ, ಹೊಸೂರು | ನಗರಸ್ಥಳೀಯ ಸಂಸ್ಥೆ ವತಿಯಿಂದ ತ್ಯಾಜ್ಯ ಸಂಗ್ರಹಣೆ ಮಾಡಲಾಗುತ್ತಿದೆ. |

| ಕ್ರ.ಸಂ. | ಜಿಲ್ಲೆಯ ಹೆಸರು | ನಗರ ಸ್ಥಳೀಯ ಸಂಸ್ಥೆ ಹೆಸರು | ಪ್ರಸ್ತುತ ಯಾವ ಸಂಸ್ಥೆಯವರು ತ್ಯಾಜ್ಯ ಸಂಗ್ರಹ ಕೆಲಸ ಮಾಡುತ್ತಿದ್ದಾರೆ (ಖಾಸಗಿ ಸಂಸ್ಥೆಯಾದಲ್ಲಿ ಹೆಸರು) |
|---------|---------------|-------------------------|---|
| | ಯೈಸೂರು | ಮರಸಭೆ, ಕೆ. ಆರ್.ನಗರ | ನಗರಸ್ಥಳೀಯ ಸಂಸ್ಥೆ ವತಿಯಿಂದ ತ್ಯಾಜ್ಯ ಸಂಗ್ರಹಣೆ ಮಾಡಲಾಗುತ್ತಿದೆ. |
| | | ಮರಸಭೆ, ಬನ್ನೂರು | ನಗರಸ್ಥಳೀಯ ಸಂಸ್ಥೆ ವತಿಯಿಂದ ತ್ಯಾಜ್ಯ ಸಂಗ್ರಹಣೆ ಮಾಡಲಾಗುತ್ತಿದೆ. |
| | | ಮರಸಭೆ, ತಿ. ನರಸೀಪುರ | ನಗರಸ್ಥಳೀಯ ಸಂಸ್ಥೆ ವತಿಯಿಂದ ತ್ಯಾಜ್ಯ ಸಂಗ್ರಹಣೆ ಮಾಡಲಾಗುತ್ತಿದೆ. |
| | | ಮರಸಭೆ, ಪಿರಿಯಾಪಟ್ಟಣ | ನಗರಸ್ಥಳೀಯ ಸಂಸ್ಥೆ ವತಿಯಿಂದ ತ್ಯಾಜ್ಯ ಸಂಗ್ರಹಣೆ ಮಾಡಲಾಗುತ್ತಿದೆ. |
| | | ಮರಸಭೆ, ಹೆಚ್.ಡಿ.ಕೋಟೆ | ನಗರಸ್ಥಳೀಯ ಸಂಸ್ಥೆ ವತಿಯಿಂದ ತ್ಯಾಜ್ಯ ಸಂಗ್ರಹಣೆ ಮಾಡಲಾಗುತ್ತಿದೆ. |
| | | ಪಟ್ಟಣಪಂಚಾಯತಿ, ಸರಗೂರು | ನಗರಸ್ಥಳೀಯ ಸಂಸ್ಥೆ ವತಿಯಿಂದ ತ್ಯಾಜ್ಯ ಸಂಗ್ರಹಣೆ ಮಾಡಲಾಗುತ್ತಿದೆ. |
| 11 | ಹಾವನ | ನಗರಸಭೆ, ಹಾವನ | ನಗರಸ್ಥಳೀಯ ಸಂಸ್ಥೆ ವತಿಯಿಂದ ತ್ಯಾಜ್ಯ ಸಂಗ್ರಹಣೆ ಮಾಡಲಾಗುತ್ತಿದೆ. |
| | | ನಗರಸಭೆ, ಅರಸೀಕೆರೆ | ನಗರಸ್ಥಳೀಯ ಸಂಸ್ಥೆ ವತಿಯಿಂದ ತ್ಯಾಜ್ಯ ಸಂಗ್ರಹಣೆ ಮಾಡಲಾಗುತ್ತಿದೆ. |
| | | ಮರಸಭೆ, ಚಿಕ್ಕಪಂಚಾಯತಿ | ನಗರಸ್ಥಳೀಯ ಸಂಸ್ಥೆ ವತಿಯಿಂದ ತ್ಯಾಜ್ಯ ಸಂಗ್ರಹಣೆ ಮಾಡಲಾಗುತ್ತಿದೆ. |
| | | ಮರಸಭೆ, ಹೊಳೆನರಸೀಪುರ | ನಗರಸ್ಥಳೀಯ ಸಂಸ್ಥೆ ವತಿಯಿಂದ ತ್ಯಾಜ್ಯ ಸಂಗ್ರಹಣೆ ಮಾಡಲಾಗುತ್ತಿದೆ. |
| | | ಮರಸಭೆ, ಸಕಲೇಶಪುರ | ನಗರಸ್ಥಳೀಯ ಸಂಸ್ಥೆ ವತಿಯಿಂದ ತ್ಯಾಜ್ಯ ಸಂಗ್ರಹಣೆ ಮಾಡಲಾಗುತ್ತಿದೆ. |
| | | ಮರಸಭೆ, ಬೇಲೂರು | ಶ್ರೀ ಹರಿಣಿ ಮಹಿಳಾ ಸಮಾಜ ಮತ್ತು ಚಾಮುಂಡೇಶ್ವರಿ ನಿರಂತರ ಉಳಿತಾಯ ಗುಂಪು |
| | | ಪಟ್ಟಣ ಪಂಚಾಯತಿ, ಅರಕಲಗೂಡು | ಹರಿಣಿ ಮಹಿಳಾ ಸಮಾಜ (ರಿ) ಹಾವನ. |
| | | ಪಟ್ಟಣ ಪಂಚಾಯತಿ, ಆಲೂರು | ನಗರಸ್ಥಳೀಯ ಸಂಸ್ಥೆ ವತಿಯಿಂದ ತ್ಯಾಜ್ಯ ಸಂಗ್ರಹಣೆ ಮಾಡಲಾಗುತ್ತಿದೆ. |
| 12 | ಚಾಮರಾಜನಗರ | ನಗರಸಭೆ, ಚಾಮರಾಜನಗರ | ನಗರಸ್ಥಳೀಯ ಸಂಸ್ಥೆ ವತಿಯಿಂದ ತ್ಯಾಜ್ಯ ಸಂಗ್ರಹಣೆ ಮಾಡಲಾಗುತ್ತಿದೆ. |
| | | ನಗರಸಭೆ, ಕೊಳ್ಳೇಗಾಲ | ನಗರಸ್ಥಳೀಯ ಸಂಸ್ಥೆ ವತಿಯಿಂದ ತ್ಯಾಜ್ಯ ಸಂಗ್ರಹಣೆ ಮಾಡಲಾಗುತ್ತಿದೆ. |
| | | ಮರಸಭೆ, ಗುಂಡ್ಲುಪೇಟೆ | ನಗರಸ್ಥಳೀಯ ಸಂಸ್ಥೆ ವತಿಯಿಂದ ತ್ಯಾಜ್ಯ ಸಂಗ್ರಹಣೆ ಮಾಡಲಾಗುತ್ತಿದೆ. |
| | | ಪ.ಪಂಚಾಯತ, ಯಳಂದೂರು | ನಗರಸ್ಥಳೀಯ ಸಂಸ್ಥೆ ವತಿಯಿಂದ ತ್ಯಾಜ್ಯ ಸಂಗ್ರಹಣೆ ಮಾಡಲಾಗುತ್ತಿದೆ. |
| | | ಪ.ಪಂಚಾಯತ, ಹನೂರು | ನಗರಸ್ಥಳೀಯ ಸಂಸ್ಥೆ ವತಿಯಿಂದ ತ್ಯಾಜ್ಯ ಸಂಗ್ರಹಣೆ ಮಾಡಲಾಗುತ್ತಿದೆ. |
| | | | |
| 13 | | ನಗರಸಭೆ, ಚಿಕ್ಕಮಗಳೂರು | ಮೆ ನಿರ್ಮಲ ಭಾರತಿ (ರಿ) ನಿರೀ ಮಹಡಿ ಸರಸ್ವತಿ ಶಾಂಭೇಶ್, ಎ-ಇ-ಎಂ ಶ್ರೀ ರಸ್ತೆ, ಚಿಕ್ಕಮಗಳೂರು |
| | | ಮರಸಭೆ ಕಡೂರು | ನಗರಸ್ಥಳೀಯ ಸಂಸ್ಥೆ ವತಿಯಿಂದ ತ್ಯಾಜ್ಯ ಸಂಗ್ರಹಣೆ ಮಾಡಲಾಗುತ್ತಿದೆ. |
| | | ಮರಸಭೆ, ಬೀರೂರು | ಮೆ ಉನ್ನತಿ ಎಂಟರ್ ಪ್ರೈವೇಟ್, ಚಿಕ್ಕಮಗಳೂರು. |
| | | ಮರಸಭೆ, ತೆರಿಕೆರೆ | ನಗರಸ್ಥಳೀಯ ಸಂಸ್ಥೆ ವತಿಯಿಂದ ತ್ಯಾಜ್ಯ ಸಂಗ್ರಹಣೆ ಮಾಡಲಾಗುತ್ತಿದೆ. |

| ಕ್ರ.ಸಂ. | ಜಿಲ್ಲೆಯ ಹೆಸರು | ನಗರ ಸ್ಥಳೀಯ ಸಂಸ್ಥೆ ಹೆಸರು | ಪ್ರಸ್ತುತ ಯಾವ ಸಂಸ್ಥೆಯವರು ತ್ಯಾಜ್ಯ ಸಂಗ್ರಹಣೆ ಕೆಲಸ ಮಾಡುತ್ತಿದ್ದಾರೆ (ಖಾಸಗಿ ಸಂಸ್ಥೆಯಾದಲ್ಲಿ ಹೆಸರು) |
|---------|---------------|-------------------------|---|
| | ಚಿಕ್ಕಮಗಳೂರು | ಪ.ಪಂಚಾಯತ, ನರಸಿಂಹರಾಜಪುರ | ನಗರಸ್ಥಳೀಯ ಸಂಸ್ಥೆ ವತಿಯಿಂದ ತ್ಯಾಜ್ಯ ಸಂಗ್ರಹಣೆ ಮಾಡಲಾಗುತ್ತಿದೆ. |
| | | ಪ.ಪಂಚಾಯತ, ಕೊನ್ನ | ನಗರಸ್ಥಳೀಯ ಸಂಸ್ಥೆ ವತಿಯಿಂದ ತ್ಯಾಜ್ಯ ಸಂಗ್ರಹಣೆ ಮಾಡಲಾಗುತ್ತಿದೆ. |
| | | ಪ.ಪಂಚಾಯತ, ಶೃಂಗೇರಿ | ನಗರಸ್ಥಳೀಯ ಸಂಸ್ಥೆ ವತಿಯಿಂದ ತ್ಯಾಜ್ಯ ಸಂಗ್ರಹಣೆ ಮಾಡಲಾಗುತ್ತಿದೆ. |
| | | ಪ.ಪಂಚಾಯತ, ಮೂಡಿಗೆರೆ | ನಗರಸ್ಥಳೀಯ ಸಂಸ್ಥೆ ವತಿಯಿಂದ ತ್ಯಾಜ್ಯ ಸಂಗ್ರಹಣೆ ಮಾಡಲಾಗುತ್ತಿದೆ. |
| | | ಅಜ್ಜಂಪುರ ಪ.ಪಂಚಾಯತಿ | ನಗರಸ್ಥಳೀಯ ಸಂಸ್ಥೆ ವತಿಯಿಂದ ತ್ಯಾಜ್ಯ ಸಂಗ್ರಹಣೆ ಮಾಡಲಾಗುತ್ತಿದೆ. |
| 14 | ಕೊಡಗು | ನಗರಸಭೆ ಪುಡಿಕೇರಿ | ನಗರಸ್ಥಳೀಯ ಸಂಸ್ಥೆ ವತಿಯಿಂದ ತ್ಯಾಜ್ಯ ಸಂಗ್ರಹಣೆ ಮಾಡಲಾಗುತ್ತಿದೆ. |
| | | ಪ.ಪಂ. ಕುಶಾಲನಗರ | ನಗರಸ್ಥಳೀಯ ಸಂಸ್ಥೆ ವತಿಯಿಂದ ತ್ಯಾಜ್ಯ ಸಂಗ್ರಹಣೆ ಮಾಡಲಾಗುತ್ತಿದೆ. |
| | | ಪ.ಪಂ. ಸೋಮವಾರಪೇಟೆ | ನಗರಸ್ಥಳೀಯ ಸಂಸ್ಥೆ ವತಿಯಿಂದ ತ್ಯಾಜ್ಯ ಸಂಗ್ರಹಣೆ ಮಾಡಲಾಗುತ್ತಿದೆ. |
| | | ಪ.ಪಂ. ಪಿರಾಜಪೇಟೆ | ನಗರಸ್ಥಳೀಯ ಸಂಸ್ಥೆ ವತಿಯಿಂದ ತ್ಯಾಜ್ಯ ಸಂಗ್ರಹಣೆ ಮಾಡಲಾಗುತ್ತಿದೆ. |
| 15 | ಮಂಡ್ಯ | ನಗರಸಭೆ, ಮಂಡ್ಯ | ನಗರಸಭೆ ಸಿಬ್ಬಂದಿ ಮತ್ತು ಓವಿಎಲ್‌ಎನ್ ಎಂಟರ್ ಪ್ರೈವೇಟ್, ಬೆಂಗಳೂರು |
| | | ಪುರಸಭೆ, ಮದ್ದೂರು | ನಗರಸ್ಥಳೀಯ ಸಂಸ್ಥೆ ವತಿಯಿಂದ ತ್ಯಾಜ್ಯ ಸಂಗ್ರಹಣೆ ಮಾಡಲಾಗುತ್ತಿದೆ. |
| | | ಪುರಸಭೆ, ಮಳವಳ್ಳಿ | ನಗರಸ್ಥಳೀಯ ಸಂಸ್ಥೆ ವತಿಯಿಂದ ತ್ಯಾಜ್ಯ ಸಂಗ್ರಹಣೆ ಮಾಡಲಾಗುತ್ತಿದೆ. |
| | | ಪುರಸಭೆ, ಕೆ.ಆರ್.ಪೇಟೆ | ನಗರಸ್ಥಳೀಯ ಸಂಸ್ಥೆ ವತಿಯಿಂದ ತ್ಯಾಜ್ಯ ಸಂಗ್ರಹಣೆ ಮಾಡಲಾಗುತ್ತಿದೆ. |
| | | ಪುರಸಭೆ, ಶ್ರೀರಂಗಪಟ್ಟಣ | ನಗರಸ್ಥಳೀಯ ಸಂಸ್ಥೆ ವತಿಯಿಂದ ತ್ಯಾಜ್ಯ ಸಂಗ್ರಹಣೆ ಮಾಡಲಾಗುತ್ತಿದೆ. |
| | | ಪುರಸಭೆ, ಶಾಂಡವನೂರು | ನಗರಸ್ಥಳೀಯ ಸಂಸ್ಥೆ ವತಿಯಿಂದ ತ್ಯಾಜ್ಯ ಸಂಗ್ರಹಣೆ ಮಾಡಲಾಗುತ್ತಿದೆ. |
| | | ಪುರಸಭೆ, ನಾಗಮಂಗಲ | ನಗರಸ್ಥಳೀಯ ಸಂಸ್ಥೆ ವತಿಯಿಂದ ತ್ಯಾಜ್ಯ ಸಂಗ್ರಹಣೆ ಮಾಡಲಾಗುತ್ತಿದೆ. |
| | | ಪ.ಪಂಚಾಯತ, ಬೆಳ್ಳೂರು | ನಗರಸ್ಥಳೀಯ ಸಂಸ್ಥೆ ವತಿಯಿಂದ ತ್ಯಾಜ್ಯ ಸಂಗ್ರಹಣೆ ಮಾಡಲಾಗುತ್ತಿದೆ. |
| 16 | ಉಡುಪಿ | ನಗರಸಭೆ, ಉಡುಪಿ | ನಗರಸ್ಥಳೀಯ ಸಂಸ್ಥೆ ವತಿಯಿಂದ ತ್ಯಾಜ್ಯ ಸಂಗ್ರಹಣೆ ಮಾಡಲಾಗುತ್ತಿದೆ. |
| | | ಪುರಸಭೆ, ಕುಂದಾಪುರ | ಮೆ. ಡೈನಾಮಿಕ್ ಇಂಫ್ರಾಸ್ಟ್ರಕ್ಚರ್ ಕುಂದಾಪುರ |
| | | ಪುರಸಭೆ, ಕಾರ್ಕಳ | ನಗರಸ್ಥಳೀಯ ಸಂಸ್ಥೆ ವತಿಯಿಂದ ತ್ಯಾಜ್ಯ ಸಂಗ್ರಹಣೆ ಮಾಡಲಾಗುತ್ತಿದೆ. |
| | | ಪ.ಪಂಚಾಯತಿ, ಸಾಲಿಗ್ರಾಮ | ನಗರಸ್ಥಳೀಯ ಸಂಸ್ಥೆ ವತಿಯಿಂದ ತ್ಯಾಜ್ಯ ಸಂಗ್ರಹಣೆ ಮಾಡಲಾಗುತ್ತಿದೆ. |
| | | ಪುರಸಭೆ, ಕಾಪು | ನಗರಸ್ಥಳೀಯ ಸಂಸ್ಥೆ ವತಿಯಿಂದ ತ್ಯಾಜ್ಯ ಸಂಗ್ರಹಣೆ ಮಾಡಲಾಗುತ್ತಿದೆ. |

| ಕ್ರ.ಸಂ. | ಜಿಲ್ಲೆಯ ಹೆಸರು | ನಗರ ಸ್ಥಳೀಯ ಸಂಸ್ಥೆ ಹೆಸರು | ಪ್ರಸ್ತುತ ಯಾವ ಸಂಸ್ಥೆಯವರು ತ್ಯಾಜ್ಯ ಸಂಗ್ರಹ ಕೆಲಸ ಮಾಡುತ್ತಿದ್ದಾರೆ (ಬಾಕಿ ಸಂಸ್ಥೆಯಾದಲ್ಲಿ ಹೆಸರು) |
|---------|-------------------|--|---|
| | | ಬೈಂದೂರು ಪ.ಪಂಚಾಯತಿ | ನಗರಸ್ಥಳೀಯ ಸಂಸ್ಥೆ ವತಿಯಿಂದ ತ್ಯಾಜ್ಯ ಸಂಗ್ರಹಣೆ ಮಾಡಲಾಗುತ್ತಿದೆ. |
| 17 | ದಕ್ಷಿಣ ಕನ್ನಡ | ಮಂಗಳೂರು ಮಹಾನಗರ ಪಾಲಿಕೆ | ಮೇ: ಅಂಬೋನಿ ವೆಂಪ್ಪ ಹ್ಯಾಂಡ್ಲಿಂಗ್ ಸೆಲ್ ಫೈ ಲಿ. |
| | | ಬಂಟ್ವಾಳ ಪುರಸಭೆ | ನಗರಸ್ಥಳೀಯ ಸಂಸ್ಥೆ ವತಿಯಿಂದ ತ್ಯಾಜ್ಯ ಸಂಗ್ರಹಣೆ ಮಾಡಲಾಗುತ್ತಿದೆ. |
| | | ಒಳ್ಳಂಗಡಿ ಪ.ಪಂಚಾಯತ | ನಗರಸ್ಥಳೀಯ ಸಂಸ್ಥೆ ವತಿಯಿಂದ ತ್ಯಾಜ್ಯ ಸಂಗ್ರಹಣೆ ಮಾಡಲಾಗುತ್ತಿದೆ. |
| | | ಮೂಡುಬಿದಿರೆ ಪುರಸಭೆ | ಶ್ರೀ ಸತ್ಯ ಪ್ರಕಾಶ ಕೆ.ಐ. ಅನ್ಯುಫೂಂಡೇಶನ್ ಒಲಿವೈಕಲ್ಯಾ. ಮೂಡುಬಿದಿರೆ ಇವರ ಮುಖಾಂತರ ಹೊರಗುತ್ತಿಗೆ ಆಧಾರದಲ್ಲಿ ೧೦ ಲಾಕನಗಲನ್ನು ಫನತ್ಯಾಜ್ಯ ಸಂಗ್ರಹಣೆ ಮತ್ತು ಸಾಗಣೆಗೆ (ಬಾಲಕರ ಕೆ.ಎಂ. ವಾಯನ ನಿರ್ಮಾಣ ಒಳಗೊಂಡಂತೆ) ಜುಲೈ ೨೦೨೧ ರಿಂದ ಒದಗಿಸುತ್ತಿದ್ದಾರೆ. |
| | | ಮಾಲ್ಕೆ ಪಟ್ಟಣ ಪಂಚಾಯತ | ಗುತ್ತಿಗೆ ಆಧಾರದಲ್ಲಿ ೨ ಪಾವನಗಳನ್ನು ಪಡೆಕೊಂಡು ನಗರ ಪಂಚಾಯತನ ಹೊರ ಕಾರ್ಯ ಕಠಿಣದ ವಿಲ್ಯಾ ರಿಲೆ ಪಾರ್ಡ್‌ಗಳ ತ್ಯಾಜ್ಯ ಸಂಗ್ರಹಣೆ ಮಾಡಲಾಗುತ್ತಿದೆ. |
| | | ಪುತ್ತೂರು ನಗರಸಭೆ | ನಗರಸ್ಥಳೀಯ ಸಂಸ್ಥೆ ವತಿಯಿಂದ ತ್ಯಾಜ್ಯ ಸಂಗ್ರಹಣೆ ಮಾಡಲಾಗುತ್ತಿದೆ. |
| | | ಸಾಣಿ ಪಟ್ಟಣ ಪಂಚಾಯತಿ | ನಗರಸ್ಥಳೀಯ ಸಂಸ್ಥೆ ವತಿಯಿಂದ ತ್ಯಾಜ್ಯ ಸಂಗ್ರಹಣೆ ಮಾಡಲಾಗುತ್ತಿದೆ. |
| | | ಉಳ್ಳಾಲ ನಗರಸಭೆ | ನಗರಸ್ಥಳೀಯ ಸಂಸ್ಥೆ ವತಿಯಿಂದ ತ್ಯಾಜ್ಯ ಸಂಗ್ರಹಣೆ ಮಾಡಲಾಗುತ್ತಿದೆ. |
| | | ಮಟ್ಟ ಪಟ್ಟಣ ಪಂಚಾಯತಿ | ನಗರಸ್ಥಳೀಯ ಸಂಸ್ಥೆ ವತಿಯಿಂದ ತ್ಯಾಜ್ಯ ಸಂಗ್ರಹಣೆ ಮಾಡಲಾಗುತ್ತಿದೆ. |
| | | ಕೋಟೇಶ್ವರ ಪ.ಪಂಚಾಯತ | ನಗರಸ್ಥಳೀಯ ಸಂಸ್ಥೆ ವತಿಯಿಂದ ತ್ಯಾಜ್ಯ ಸಂಗ್ರಹಣೆ ಮಾಡಲಾಗುತ್ತಿದೆ. |
| | | ಸೋಮೇಶ್ವರ ಪುರಸಭೆ | ಶ್ರೀ ಅಬ್ದುಲ್ ಆರೀಫ್ ಟ್ರೇಡ್‌ಮೆನ್ ಸರ್ವಿಸ್ |
| | ಕಡಬ ಪಟ್ಟಣ ಪಂಚಾಯತಿ | ನಗರಸ್ಥಳೀಯ ಸಂಸ್ಥೆ ವತಿಯಿಂದ ತ್ಯಾಜ್ಯ ಸಂಗ್ರಹಣೆ ಮಾಡಲಾಗುತ್ತಿದೆ. | |
| 18 | | ನಗರಸಭೆ, ಹಾವೇರಿ | ನಗರಸ್ಥಳೀಯ ಸಂಸ್ಥೆ ವತಿಯಿಂದ ತ್ಯಾಜ್ಯ ಸಂಗ್ರಹಣೆ ಮಾಡಲಾಗುತ್ತಿದೆ. |
| | | ನಗರಸಭೆ, ಲಾಣೇಡನೋರ | ನಗರಸ್ಥಳೀಯ ಸಂಸ್ಥೆ ವತಿಯಿಂದ ತ್ಯಾಜ್ಯ ಸಂಗ್ರಹಣೆ ಮಾಡಲಾಗುತ್ತಿದೆ. |
| | | ಪುರಸಭೆ, ಬ್ಯಾಡಗಿ | ಪುನ ಮನೆಗಲಿಂದ ಹಸಿಹಸ, ಒಣಹಸ, ಸಂಗ್ರಹಿಸಲು (೧) ಶ್ರೀ ಮೂನ್ನತ್ತಮ್ಮದೇವಿ ಸಮಗ್ರ ಅಭಿವೃದ್ಧಿ (ಎಸ್.ಸಿ.) ಸಂಸ್ಥೆ (೨), ಬ್ಯಾಡಗಿ (೩) ಸ್ಥಳೀ ಆರ್ಗನೈಜೇಷನ್, ಬ್ಯಾಡಗಿ ಇವರ ಸದಸ್ಯರುಗಲಿಂದ ತ್ಯಾಜ್ಯ ಸಂಗ್ರಹಿಸಲಾಗುತ್ತಿದೆ. |
| | | ಪುರಸಭೆ, ಪಾನಗಲ್ | ನಗರಸ್ಥಳೀಯ ಸಂಸ್ಥೆ ವತಿಯಿಂದ ತ್ಯಾಜ್ಯ ಸಂಗ್ರಹಣೆ ಮಾಡಲಾಗುತ್ತಿದೆ. |
| | | ಪುರಸಭೆ, ಸವಣೂರ | ನಗರಸ್ಥಳೀಯ ಸಂಸ್ಥೆ ವತಿಯಿಂದ ತ್ಯಾಜ್ಯ ಸಂಗ್ರಹಣೆ ಮಾಡಲಾಗುತ್ತಿದೆ. |
| | | ಪುರಸಭೆ, ಶಿಗ್ಗಾವ | ನಗರಸ್ಥಳೀಯ ಸಂಸ್ಥೆ ವತಿಯಿಂದ ತ್ಯಾಜ್ಯ ಸಂಗ್ರಹಣೆ ಮಾಡಲಾಗುತ್ತಿದೆ. |
| | | ಪುರಸಭೆ, ಬಂಜೆಮಠ | ನಗರಸ್ಥಳೀಯ ಸಂಸ್ಥೆ ವತಿಯಿಂದ ತ್ಯಾಜ್ಯ ಸಂಗ್ರಹಣೆ ಮಾಡಲಾಗುತ್ತಿದೆ. |

| ಕ್ರ.ಸಂ. | ಜಿಲ್ಲೆಯ ಹೆಸರು | ನಗರ ಸ್ಥಳೀಯ ಸಂಸ್ಥೆ ಹೆಸರು | ಪ್ರಸ್ತುತ ಯಾವ ಸಂಸ್ಥೆಯವರು ತ್ಯಾಜ್ಯ ಸಂಗ್ರಹಣೆ ಕೆಲಸ ಮಾಡುತ್ತಿದ್ದಾರೆ (ಖಾಸಗಿ ಸಂಸ್ಥೆಯಾದಲ್ಲಿ ಹೆಸರು) |
|---------|---------------|-------------------------|--|
| | | ಪ.ಪಂಚಾಯತ, ಹಿರೇಕೆರೂರ | ನಗರಸ್ಥಳೀಯ ಸಂಸ್ಥೆ ವತಿಯಿಂದ ತ್ಯಾಜ್ಯ ಸಂಗ್ರಹಣೆ ಮಾಡಲಾಗುತ್ತಿದೆ. |
| | | ಪ.ಪಂಚಾಯತ, ಗುತ್ತಲ | ನಗರಸ್ಥಳೀಯ ಸಂಸ್ಥೆ ವತಿಯಿಂದ ತ್ಯಾಜ್ಯ ಸಂಗ್ರಹಣೆ ಮಾಡಲಾಗುತ್ತಿದೆ. |
| | ಹಾವೇರಿ | ಪ.ಪಂಚಾಯತ, ರಟ್ಟಹಳ್ಳಿ | ನಗರಸ್ಥಳೀಯ ಸಂಸ್ಥೆ ವತಿಯಿಂದ ತ್ಯಾಜ್ಯ ಸಂಗ್ರಹಣೆ ಮಾಡಲಾಗುತ್ತಿದೆ. |
| 19 | | ನಗರಸಭೆ ಕಾರವಾರ | ನಗರಸ್ಥಳೀಯ ಸಂಸ್ಥೆ ವತಿಯಿಂದ ತ್ಯಾಜ್ಯ ಸಂಗ್ರಹಣೆ ಮಾಡಲಾಗುತ್ತಿದೆ. |
| | | ನಗರಸಭೆ ಶಿರಸಿ | ನಗರಸ್ಥಳೀಯ ಸಂಸ್ಥೆ ವತಿಯಿಂದ ತ್ಯಾಜ್ಯ ಸಂಗ್ರಹಣೆ ಮಾಡಲಾಗುತ್ತಿದೆ. |
| | | ನಗರಸಭೆ ಯಂಟೇಲಿ | ನಗರಸ್ಥಳೀಯ ಸಂಸ್ಥೆ ವತಿಯಿಂದ ತ್ಯಾಜ್ಯ ಸಂಗ್ರಹಣೆ ಮಾಡಲಾಗುತ್ತಿದೆ. |
| | | ಪುರಸಭೆ ಭಟ್ಟಳ | ನಗರಸ್ಥಳೀಯ ಸಂಸ್ಥೆ ವತಿಯಿಂದ ತ್ಯಾಜ್ಯ ಸಂಗ್ರಹಣೆ ಮಾಡಲಾಗುತ್ತಿದೆ. |
| | | ಪುರಸಭೆ, ಕುಮಟಾ | ನಗರಸ್ಥಳೀಯ ಸಂಸ್ಥೆ ವತಿಯಿಂದ ತ್ಯಾಜ್ಯ ಸಂಗ್ರಹಣೆ ಮಾಡಲಾಗುತ್ತಿದೆ. |
| | | ಪುರಸಭೆ, ಅಂಕೋಲಾ | ನಗರಸ್ಥಳೀಯ ಸಂಸ್ಥೆ ವತಿಯಿಂದ ತ್ಯಾಜ್ಯ ಸಂಗ್ರಹಣೆ ಮಾಡಲಾಗುತ್ತಿದೆ. |
| | ಉತ್ತರ ಕನ್ನಡ | ಪುರಸಭೆ, ಹಳಿಯಾಳ | ನಗರಸ್ಥಳೀಯ ಸಂಸ್ಥೆ ವತಿಯಿಂದ ತ್ಯಾಜ್ಯ ಸಂಗ್ರಹಣೆ ಮಾಡಲಾಗುತ್ತಿದೆ. |
| | | ಪ.ಪಂಚಾಯತ ಹೊನ್ನಾಪುರ | ನಗರಸ್ಥಳೀಯ ಸಂಸ್ಥೆ ವತಿಯಿಂದ ತ್ಯಾಜ್ಯ ಸಂಗ್ರಹಣೆ ಮಾಡಲಾಗುತ್ತಿದೆ. |
| | | ಪ.ಪಂಚಾಯತ ಸಿದ್ದಾಪುರ | ನಗರಸ್ಥಳೀಯ ಸಂಸ್ಥೆ ವತಿಯಿಂದ ತ್ಯಾಜ್ಯ ಸಂಗ್ರಹಣೆ ಮಾಡಲಾಗುತ್ತಿದೆ. |
| | | ಪ.ಪಂಚಾಯತ ಯಲ್ಲಾಪುರ | ನಗರಸ್ಥಳೀಯ ಸಂಸ್ಥೆ ವತಿಯಿಂದ ತ್ಯಾಜ್ಯ ಸಂಗ್ರಹಣೆ ಮಾಡಲಾಗುತ್ತಿದೆ. |
| | | ಪ.ಪಂಚಾಯತ ಮೂಡಗೋಡ | ನಗರಸ್ಥಳೀಯ ಸಂಸ್ಥೆ ವತಿಯಿಂದ ತ್ಯಾಜ್ಯ ಸಂಗ್ರಹಣೆ ಮಾಡಲಾಗುತ್ತಿದೆ. |
| | | ಪಟ್ಟಣ ಕಂಪೌಂಡಿಂಗ್ ಘಾಲಿ | ನಗರಸ್ಥಳೀಯ ಸಂಸ್ಥೆ ವತಿಯಿಂದ ತ್ಯಾಜ್ಯ ಸಂಗ್ರಹಣೆ ಮಾಡಲಾಗುತ್ತಿದೆ. |
| 20 | | ವಿಜಯಪುರ ಮಹಾನಗರ ಪಾಲಿಕೆ | ೧) ಶ್ರೀ ಎಚ್.ಎ.ಮಾತಾಳಕರ, ಗುತ್ತಿಗೆದಾರರು, ವಿಜಯಪುರ. ೨) ಶ್ರೀ ಎ.ಎ.ಪಿತಳಿ, ಗುತ್ತಿಗೆದಾರರು, ವಿಜಯಪುರ. ೩) ಶ್ರೀ ಬಿ.ಬಿ.ಪಾಟಿಲ, ಗುತ್ತಿಗೆದಾರರು, ವಿಜಯಪುರ. ೪) ಶ್ರೀ ಅರವಿಂದ ಎಸ್ ಬಿರಾದಾರ, ಗುತ್ತಿಗೆದಾರರು, ವಿಜಯಪುರ. ೫) ಜನಕೇಮ ಎಂಟರ್‌ಪ್ರೈಸಿಸ್, ವಿಜಯಪುರ. |
| | | ಪುರಸಭೆ ಬಸವನ ಬಾಗೇವಾಡಿ | ನಗರಸ್ಥಳೀಯ ಸಂಸ್ಥೆ ವತಿಯಿಂದ ತ್ಯಾಜ್ಯ ಸಂಗ್ರಹಣೆ ಮಾಡಲಾಗುತ್ತಿದೆ. |
| | | ಪುರಸಭೆ ಇಂಡಿ | ನಗರಸ್ಥಳೀಯ ಸಂಸ್ಥೆ ವತಿಯಿಂದ ತ್ಯಾಜ್ಯ ಸಂಗ್ರಹಣೆ ಮಾಡಲಾಗುತ್ತಿದೆ. |
| | | ಪುರಸಭೆ ಮುಧ್ಯೇಬಿಹಾಳ | ನಗರಸ್ಥಳೀಯ ಸಂಸ್ಥೆ ವತಿಯಿಂದ ತ್ಯಾಜ್ಯ ಸಂಗ್ರಹಣೆ ಮಾಡಲಾಗುತ್ತಿದೆ. |
| | | ಪುರಸಭೆ ಕಂದಗಿ | ನಗರಸ್ಥಳೀಯ ಸಂಸ್ಥೆ ವತಿಯಿಂದ ತ್ಯಾಜ್ಯ ಸಂಗ್ರಹಣೆ ಮಾಡಲಾಗುತ್ತಿದೆ. |

| ಕ್ರ.ಸಂ. | ಜಿಲ್ಲೆಯ ಹೆಸರು | ನಗರ ಸ್ಥಳೀಯ ಸಂಸ್ಥೆ ಹೆಸರು | ಪ್ರಸ್ತುತ ಯಾವ ಸಂಸ್ಥೆಯವರು ತ್ಯಾಜ್ಯ ಸಂಗ್ರಹ ಕೆಲಸ ಮಾಡುತ್ತಿದ್ದಾರೆ (ಖಾಸಗಿ ಸಂಸ್ಥೆಯಾದಲ್ಲಿ ಹೆಸರು) |
|---------|---------------|-------------------------|---|
| | ಬೆಳಗಾವಿ | ಪುರಸಭೆ ಸದಲಗಾ | ನಗರಸ್ಥಳೀಯ ಸಂಸ್ಥೆ ವತಿಯಿಂದ ತ್ಯಾಜ್ಯ ಸಂಗ್ರಹಣೆ ಮಾಡಲಾಗುತ್ತಿದೆ. |
| | | ಪುರಸಭೆ ಕುಡಚಿ | ನಗರಸ್ಥಳೀಯ ಸಂಸ್ಥೆ ವತಿಯಿಂದ ತ್ಯಾಜ್ಯ ಸಂಗ್ರಹಣೆ ಮಾಡಲಾಗುತ್ತಿದೆ. |
| | | ಪುರಸಭೆ ಕೊಣ್ಣೂರಿ | ನಗರಸ್ಥಳೀಯ ಸಂಸ್ಥೆ ವತಿಯಿಂದ ತ್ಯಾಜ್ಯ ಸಂಗ್ರಹಣೆ ಮಾಡಲಾಗುತ್ತಿದೆ. |
| | | ಪ.ಪಂ.ಖಾನಾಪುರ | ನಗರಸ್ಥಳೀಯ ಸಂಸ್ಥೆ ವತಿಯಿಂದ ತ್ಯಾಜ್ಯ ಸಂಗ್ರಹಣೆ ಮಾಡಲಾಗುತ್ತಿದೆ. |
| | | ಪ.ಪಂ. ರಾಯಭಾಗ | ನಗರಸ್ಥಳೀಯ ಸಂಸ್ಥೆ ವತಿಯಿಂದ ತ್ಯಾಜ್ಯ ಸಂಗ್ರಹಣೆ ಮಾಡಲಾಗುತ್ತಿದೆ. |
| | | ಪುರಸಭೆ ಹಾರೂರಿಗೆರೆ | ನಗರಸ್ಥಳೀಯ ಸಂಸ್ಥೆ ವತಿಯಿಂದ ತ್ಯಾಜ್ಯ ಸಂಗ್ರಹಣೆ ಮಾಡಲಾಗುತ್ತಿದೆ. |
| | | ಪುರಸಭೆ ಮುಗಳಖೋಡ | ನಗರಸ್ಥಳೀಯ ಸಂಸ್ಥೆ ವತಿಯಿಂದ ತ್ಯಾಜ್ಯ ಸಂಗ್ರಹಣೆ ಮಾಡಲಾಗುತ್ತಿದೆ. |
| | | ಪುರಸಭೆ ಉಗಾರಮರ್ದ | ನಗರಸ್ಥಳೀಯ ಸಂಸ್ಥೆ ವತಿಯಿಂದ ತ್ಯಾಜ್ಯ ಸಂಗ್ರಹಣೆ ಮಾಡಲಾಗುತ್ತಿದೆ. |
| | | ಪುರಸಭೆ ಮೊನವಳ್ಳಿ | ನಗರಸ್ಥಳೀಯ ಸಂಸ್ಥೆ ವತಿಯಿಂದ ತ್ಯಾಜ್ಯ ಸಂಗ್ರಹಣೆ ಮಾಡಲಾಗುತ್ತಿದೆ. |
| | | ಪ.ಪಂ.ಬೆಂಜಲ | ನಗರಸ್ಥಳೀಯ ಸಂಸ್ಥೆ ವತಿಯಿಂದ ತ್ಯಾಜ್ಯ ಸಂಗ್ರಹಣೆ ಮಾಡಲಾಗುತ್ತಿದೆ. |
| | | ಪ.ಪಂ ಕಂಕಣವಾಡಿ | ನಗರಸ್ಥಳೀಯ ಸಂಸ್ಥೆ ವತಿಯಿಂದ ತ್ಯಾಜ್ಯ ಸಂಗ್ರಹಣೆ ಮಾಡಲಾಗುತ್ತಿದೆ. |
| | | ಪ.ಪಂ ಖಾನಾಪುರ | ನಗರಸ್ಥಳೀಯ ಸಂಸ್ಥೆ ವತಿಯಿಂದ ತ್ಯಾಜ್ಯ ಸಂಗ್ರಹಣೆ ಮಾಡಲಾಗುತ್ತಿದೆ. |
| | | ಪ.ಪಂ ಶೇಡಬಾಳ | ನಗರಸ್ಥಳೀಯ ಸಂಸ್ಥೆ ವತಿಯಿಂದ ತ್ಯಾಜ್ಯ ಸಂಗ್ರಹಣೆ ಮಾಡಲಾಗುತ್ತಿದೆ. |
| | | ಪ.ಪಂ ಯಕ್ಕಂಬಾ | ನಗರಸ್ಥಳೀಯ ಸಂಸ್ಥೆ ವತಿಯಿಂದ ತ್ಯಾಜ್ಯ ಸಂಗ್ರಹಣೆ ಮಾಡಲಾಗುತ್ತಿದೆ. |
| | | ಪ.ಪಂ.ಕಬ್ಬೂರಿ | ನಗರಸ್ಥಳೀಯ ಸಂಸ್ಥೆ ವತಿಯಿಂದ ತ್ಯಾಜ್ಯ ಸಂಗ್ರಹಣೆ ಮಾಡಲಾಗುತ್ತಿದೆ. |
| | | ಪ.ಪಂ.ಕಲ್ಲೋಳಿ | ನಗರಸ್ಥಳೀಯ ಸಂಸ್ಥೆ ವತಿಯಿಂದ ತ್ಯಾಜ್ಯ ಸಂಗ್ರಹಣೆ ಮಾಡಲಾಗುತ್ತಿದೆ. |
| | | ಪ.ಪಂ. ಮಲ್ಲಾಪುರ ಪಿ.ಜಿ | ನಗರಸ್ಥಳೀಯ ಸಂಸ್ಥೆ ವತಿಯಿಂದ ತ್ಯಾಜ್ಯ ಸಂಗ್ರಹಣೆ ಮಾಡಲಾಗುತ್ತಿದೆ. |
| | | ಪ.ಪಂ.ನಾಗನೂರ | ನಗರಸ್ಥಳೀಯ ಸಂಸ್ಥೆ ವತಿಯಿಂದ ತ್ಯಾಜ್ಯ ಸಂಗ್ರಹಣೆ ಮಾಡಲಾಗುತ್ತಿದೆ. |
| | | ಪ.ಪಂ.ಕಿತ್ತೂರ | ನಗರಸ್ಥಳೀಯ ಸಂಸ್ಥೆ ವತಿಯಿಂದ ತ್ಯಾಜ್ಯ ಸಂಗ್ರಹಣೆ ಮಾಡಲಾಗುತ್ತಿದೆ. |
| | | ಪ.ಪಂ. ಎಮ್.ಕೆ.ಹುಬ್ಬಳಿ | ನಗರಸ್ಥಳೀಯ ಸಂಸ್ಥೆ ವತಿಯಿಂದ ತ್ಯಾಜ್ಯ ಸಂಗ್ರಹಣೆ ಮಾಡಲಾಗುತ್ತಿದೆ. |
| | | ಪ.ಪಂ.ಬೋರಿಗಾಂವ | ನಗರಸ್ಥಳೀಯ ಸಂಸ್ಥೆ ವತಿಯಿಂದ ತ್ಯಾಜ್ಯ ಸಂಗ್ರಹಣೆ ಮಾಡಲಾಗುತ್ತಿದೆ. |
| | | ಪ.ಪಂ.ಅರಬಾಂವ | ನಗರಸ್ಥಳೀಯ ಸಂಸ್ಥೆ ವತಿಯಿಂದ ತ್ಯಾಜ್ಯ ಸಂಗ್ರಹಣೆ ಮಾಡಲಾಗುತ್ತಿದೆ. |

| ಕ್ರ.ಸಂ. | ಜಿಲ್ಲೆಯ ಹೆಸರು | ನಗರ ಸ್ಥಳೀಯ ಸಂಸ್ಥೆ ಹೆಸರು | ಪ್ರಸ್ತುತ ಯಾವ ಸಂಸ್ಥೆಯವರು ತ್ಯಾಜ್ಯ ಸಂಗ್ರಹ ಕೆಲಸ ಮಾಡುತ್ತಿದ್ದಾರೆ (ಖಾಸಗಿ ಸಂಸ್ಥೆಯಾದಲ್ಲಿ ಹೆಸರು) |
|------------|--|-------------------------|---|
| 22 | ಬಾಗಲಕೋಟೆ | ನಗರಸಭೆ ಬಾಗಲಕೋಟೆ | ನಗರಸ್ಥಳೀಯ ಸಂಸ್ಥೆ ವತಿಯಿಂದ ತ್ಯಾಜ್ಯ ಸಂಗ್ರಹಣೆ ಮಾಡಲಾಗುತ್ತಿದೆ. |
| | | ನಗರಸಭೆ ರಬಕವಿ-ಬನಹಟ್ಟಿ | ನಗರಸ್ಥಳೀಯ ಸಂಸ್ಥೆ ವತಿಯಿಂದ ತ್ಯಾಜ್ಯ ಸಂಗ್ರಹಣೆ ಮಾಡಲಾಗುತ್ತಿದೆ. |
| | | ನಗರಸಭೆ ಜಮಖಂಡಿ | ನಗರಸ್ಥಳೀಯ ಸಂಸ್ಥೆ ವತಿಯಿಂದ ತ್ಯಾಜ್ಯ ಸಂಗ್ರಹಣೆ ಮಾಡಲಾಗುತ್ತಿದೆ. |
| | | ನಗರಸಭೆ ಇಲಿಕಲ್ಲು | ನಗರಸ್ಥಳೀಯ ಸಂಸ್ಥೆ ವತಿಯಿಂದ ತ್ಯಾಜ್ಯ ಸಂಗ್ರಹಣೆ ಮಾಡಲಾಗುತ್ತಿದೆ. |
| | | ನಗರಸಭೆ ಮುಧೋಳ | ನಗರಸ್ಥಳೀಯ ಸಂಸ್ಥೆ ವತಿಯಿಂದ ತ್ಯಾಜ್ಯ ಸಂಗ್ರಹಣೆ ಮಾಡಲಾಗುತ್ತಿದೆ. |
| | | ಪುರಸಭೆ ಮಹಾರಂಗಪುರ | ನಗರಸ್ಥಳೀಯ ಸಂಸ್ಥೆ ವತಿಯಿಂದ ತ್ಯಾಜ್ಯ ಸಂಗ್ರಹಣೆ ಮಾಡಲಾಗುತ್ತಿದೆ. |
| | | ಪುರಸಭೆ ಗುಳೇದಗುಡ್ಡ | ನಗರಸ್ಥಳೀಯ ಸಂಸ್ಥೆ ವತಿಯಿಂದ ತ್ಯಾಜ್ಯ ಸಂಗ್ರಹಣೆ ಮಾಡಲಾಗುತ್ತಿದೆ. |
| | | ಪುರಸಭೆ ವಾಡಾಪು | ಶಕ್ತಿಸಿರಿ ಮಹಿಳಾ ಉಳಿತಾಯ ಗುಂಪು ಒಕ್ಕೂಟ ಸಾಯಿನಗರ, ವಾಡಾಪು |
| | | ಪುರಸಭೆ ಕೇರವಾಳ | ನಗರಸ್ಥಳೀಯ ಸಂಸ್ಥೆ ವತಿಯಿಂದ ತ್ಯಾಜ್ಯ ಸಂಗ್ರಹಣೆ ಮಾಡಲಾಗುತ್ತಿದೆ. |
| | | ಪುರಸಭೆ ಹುನಗುಂದ | ನಗರಸ್ಥಳೀಯ ಸಂಸ್ಥೆ ವತಿಯಿಂದ ತ್ಯಾಜ್ಯ ಸಂಗ್ರಹಣೆ ಮಾಡಲಾಗುತ್ತಿದೆ. |
| | | ಪ.ಪಂ.ಚಾಯತ. ಕೆರೂರ | ನಗರಸ್ಥಳೀಯ ಸಂಸ್ಥೆ ವತಿಯಿಂದ ತ್ಯಾಜ್ಯ ಸಂಗ್ರಹಣೆ ಮಾಡಲಾಗುತ್ತಿದೆ. |
| | | ಪ.ಪಂ.ಚಾಯತ. ದೇವಳಿ | ನಗರಸ್ಥಳೀಯ ಸಂಸ್ಥೆ ವತಿಯಿಂದ ತ್ಯಾಜ್ಯ ಸಂಗ್ರಹಣೆ ಮಾಡಲಾಗುತ್ತಿದೆ. |
| | | ಪ.ಪಂ.ಚಾಯತ. ಅಮೀನಗಡ | ನಗರಸ್ಥಳೀಯ ಸಂಸ್ಥೆ ವತಿಯಿಂದ ತ್ಯಾಜ್ಯ ಸಂಗ್ರಹಣೆ ಮಾಡಲಾಗುತ್ತಿದೆ. |
| | | ಪ.ಪಂ.ಚಾಯತ. ನೆಳಗಲಿ | ನಗರಸ್ಥಳೀಯ ಸಂಸ್ಥೆ ವತಿಯಿಂದ ತ್ಯಾಜ್ಯ ಸಂಗ್ರಹಣೆ ಮಾಡಲಾಗುತ್ತಿದೆ. |
| | | ಪ.ಪಂ.ಕಮತಗಿ | ನಗರಸ್ಥಳೀಯ ಸಂಸ್ಥೆ ವತಿಯಿಂದ ತ್ಯಾಜ್ಯ ಸಂಗ್ರಹಣೆ ಮಾಡಲಾಗುತ್ತಿದೆ. |
| ಪ.ಪಂ.ಕಮತಗಿ | ನಗರಸ್ಥಳೀಯ ಸಂಸ್ಥೆ ವತಿಯಿಂದ ತ್ಯಾಜ್ಯ ಸಂಗ್ರಹಣೆ ಮಾಡಲಾಗುತ್ತಿದೆ. | | |
| 23 | ಗದಗ | ನಗರಸಭೆ ಗದಗ ಬೆಟಗೇರಿ | ನಗರಸ್ಥಳೀಯ ಸಂಸ್ಥೆ ವತಿಯಿಂದ ತ್ಯಾಜ್ಯ ಸಂಗ್ರಹಣೆ ಮಾಡಲಾಗುತ್ತಿದೆ. |
| | | ಪುರಸಭೆ ಗಜೇಂದ್ರಗಡ | ನಗರಸ್ಥಳೀಯ ಸಂಸ್ಥೆ ವತಿಯಿಂದ ತ್ಯಾಜ್ಯ ಸಂಗ್ರಹಣೆ ಮಾಡಲಾಗುತ್ತಿದೆ. |
| | | ಪುರಸಭೆ ಅಕ್ಕೇಶ್ವರ | ನಗರಸ್ಥಳೀಯ ಸಂಸ್ಥೆ ವತಿಯಿಂದ ತ್ಯಾಜ್ಯ ಸಂಗ್ರಹಣೆ ಮಾಡಲಾಗುತ್ತಿದೆ. |
| | | ಪುರಸಭೆ ಮುಂಡರಗಿ | ನಗರಸ್ಥಳೀಯ ಸಂಸ್ಥೆ ವತಿಯಿಂದ ತ್ಯಾಜ್ಯ ಸಂಗ್ರಹಣೆ ಮಾಡಲಾಗುತ್ತಿದೆ. |
| | | ಪುರಸಭೆ ನರಗುಂದ | ನಗರಸ್ಥಳೀಯ ಸಂಸ್ಥೆ ವತಿಯಿಂದ ತ್ಯಾಜ್ಯ ಸಂಗ್ರಹಣೆ ಮಾಡಲಾಗುತ್ತಿದೆ. |
| | | ಪುರಸಭೆ ರೋಣ | ನಗರಸ್ಥಳೀಯ ಸಂಸ್ಥೆ ವತಿಯಿಂದ ತ್ಯಾಜ್ಯ ಸಂಗ್ರಹಣೆ ಮಾಡಲಾಗುತ್ತಿದೆ. |

| ಕ್ರ.ಸಂ. | ಜಿಲ್ಲೆಯ ಹೆಸರು | ನಗರ ಸ್ಥಳೀಯ ಸಂಸ್ಥೆ ಹೆಸರು | ಪ್ರಸ್ತುತ ಯಾವ ಸಂಸ್ಥೆಯವರು ತ್ಯಾಜ್ಯ ಸಂಗ್ರಹಣೆ ಕೆಲಸ ಮಾಡುತ್ತಿದ್ದಾರೆ (ಖಾಸಗಿ ಸಂಸ್ಥೆಯಾದಲ್ಲಿ ಹೆಸರು) |
|----------------------|---------------|--|--|
| | | ಪಂಚಾಯತ ಮೂಳಗುಂದ | ನಗರಸ್ಥಳೀಯ ಸಂಸ್ಥೆ ವತಿಯಿಂದ ತ್ಯಾಜ್ಯ ಸಂಗ್ರಹಣೆ ಮಾಡಲಾಗುತ್ತಿದೆ. |
| | | ಸ.ಸಂಚಾಯತ ತಿರಹಟ್ಟಿ | ನಗರಸ್ಥಳೀಯ ಸಂಸ್ಥೆ ವತಿಯಿಂದ ತ್ಯಾಜ್ಯ ಸಂಗ್ರಹಣೆ ಮಾಡಲಾಗುತ್ತಿದೆ. |
| | | ಪಂಚಾಯತ, ನರೇಗಲ್ | ನಗರಸ್ಥಳೀಯ ಸಂಸ್ಥೆ ವತಿಯಿಂದ ತ್ಯಾಜ್ಯ ಸಂಗ್ರಹಣೆ ಮಾಡಲಾಗುತ್ತಿದೆ. |
| 24 | ಧಾರವಾಡ | ಮಹಾನಗರ ಪಾಲಿಕೆ ಧಾರವಾಡ | ನಗರಸ್ಥಳೀಯ ಸಂಸ್ಥೆ ವತಿಯಿಂದ ತ್ಯಾಜ್ಯ ಸಂಗ್ರಹಣೆ ಮಾಡಲಾಗುತ್ತಿದೆ. |
| ಅಣ್ಣಿಗೇರಿ | | ನಗರಸ್ಥಳೀಯ ಸಂಸ್ಥೆ ವತಿಯಿಂದ ತ್ಯಾಜ್ಯ ಸಂಗ್ರಹಣೆ ಮಾಡಲಾಗುತ್ತಿದೆ. | |
| ಕುಂದಗೋಳ | | | |
| ನವಲಗುಂದ | | | |
| ಅಳಾವರ | | | |
| ಕಲಫಟಗಿ | | ನಗರಸ್ಥಳೀಯ ಸಂಸ್ಥೆ ವತಿಯಿಂದ ತ್ಯಾಜ್ಯ ಸಂಗ್ರಹಣೆ ಮಾಡಲಾಗುತ್ತಿದೆ. | |
| ಮಹಾನಗರ ಪಾಲಿಕೆ ಕಲಫಟಗಿ | | ನಗರಸ್ಥಳೀಯ ಸಂಸ್ಥೆ ವತಿಯಿಂದ ತ್ಯಾಜ್ಯ ಸಂಗ್ರಹಣೆ ಮಾಡಲಾಗುತ್ತಿದೆ. | |
| 25 | | ನಗರಸ್ಥಳ ರಹಾಬಾವ | ನಗರಸ್ಥಳೀಯ ಸಂಸ್ಥೆ ವತಿಯಿಂದ ತ್ಯಾಜ್ಯ ಸಂಗ್ರಹಣೆ ಮಾಡಲಾಗುತ್ತಿದೆ. |
| ಮರಸಭೆ ಅಪ್ಪಣಬೂರು | | ನಗರಸ್ಥಳೀಯ ಸಂಸ್ಥೆ ವತಿಯಿಂದ ತ್ಯಾಜ್ಯ ಸಂಗ್ರಹಣೆ ಮಾಡಲಾಗುತ್ತಿದೆ. | |
| | ಕುರುಬರಗಿ | ಮರಸಭೆ ಆಳಂದ | ನಗರಸ್ಥಳೀಯ ಸಂಸ್ಥೆ ವತಿಯಿಂದ ತ್ಯಾಜ್ಯ ಸಂಗ್ರಹಣೆ ಮಾಡಲಾಗುತ್ತಿದೆ. |
| | | ಮರಸಭೆ ಚಿತ್ತಾಪುರ | ನಗರಸ್ಥಳೀಯ ಸಂಸ್ಥೆ ವತಿಯಿಂದ ತ್ಯಾಜ್ಯ ಸಂಗ್ರಹಣೆ ಮಾಡಲಾಗುತ್ತಿದೆ. |
| | | ಮರಸಭೆ ಚಿಂಚೋಳಿ | ನಗರಸ್ಥಳೀಯ ಸಂಸ್ಥೆ ವತಿಯಿಂದ ತ್ಯಾಜ್ಯ ಸಂಗ್ರಹಣೆ ಮಾಡಲಾಗುತ್ತಿದೆ. |
| | | ಮರಸಭೆ ಜೇವರ್ಗಿ | Jai Bhim Agency & Arishp Agency |
| | | ಮರಸಭೆ ಸೇಡಂ | ಮನೆ ಮನೆ ಕಸ ಸಂಗ್ರಹಣೆ ಮತ್ತು ಘನ ತ್ಯಾಜ್ಯ ವಸ್ತು ವಿಲೇವಾರಿ ಘಟಕಕ್ಕೆ ಕಸ ಸಾಗಾಣಿಕೆ ಕೆಲಸಕ್ಕೆ ಜೈ ಭವನಿ ಲೇಬರ್ ಮತ್ತು ಮ್ಯಾನಾ ಪವರ್ ಸಪ್ಲೈ ಏಜೆನ್ಸಿ ಸೇಡಂ ರವರಿಗೆ ವಹಿಸಲಾಗಿದೆ. |
| | | ಮರಸಭೆ ಪಾಡಿ | Prajwal man power Agency |
| | | ಮರಸಭೆ ಕೊಳಗಿ | ನಗರಸ್ಥಳೀಯ ಸಂಸ್ಥೆ ವತಿಯಿಂದ ತ್ಯಾಜ್ಯ ಸಂಗ್ರಹಣೆ ಮಾಡಲಾಗುತ್ತಿದೆ. |
| | | ಪಟ್ಟಣ ಪಂಚಾಯತಿ, ಕಮಲಾಪುರ | ನಗರಸ್ಥಳೀಯ ಸಂಸ್ಥೆ ವತಿಯಿಂದ ತ್ಯಾಜ್ಯ ಸಂಗ್ರಹಣೆ ಮಾಡಲಾಗುತ್ತಿದೆ. |
| 26 | ಬೀದರ | ನಗರಸಭೆ ಬೀದರ | ನಗರಸ್ಥಳೀಯ ಸಂಸ್ಥೆ ವತಿಯಿಂದ ತ್ಯಾಜ್ಯ ಸಂಗ್ರಹಣೆ ಮಾಡಲಾಗುತ್ತಿದೆ. |
| ನಗರಸಭೆ ಬಸವಕಲ್ಯಾಣ | | ನಗರಸ್ಥಳೀಯ ಸಂಸ್ಥೆ ವತಿಯಿಂದ ತ್ಯಾಜ್ಯ ಸಂಗ್ರಹಣೆ ಮಾಡಲಾಗುತ್ತಿದೆ. | |
| ಮರಸಭೆ ಭಾಲ್ಕಿ | | ನಗರಸ್ಥಳೀಯ ಸಂಸ್ಥೆ ವತಿಯಿಂದ ತ್ಯಾಜ್ಯ ಸಂಗ್ರಹಣೆ ಮಾಡಲಾಗುತ್ತಿದೆ. | |
| ಮರಸಭೆ ಹುಮ್ಮಾಪುರ | | ನಗರಸ್ಥಳೀಯ ಸಂಸ್ಥೆ ವತಿಯಿಂದ ತ್ಯಾಜ್ಯ ಸಂಗ್ರಹಣೆ ಮಾಡಲಾಗುತ್ತಿದೆ. | |

| ಕ್ರ.ಸಂ. | ಜಿಲ್ಲೆಯ ಹೆಸರು | ನಗರ ಸ್ಥಳೀಯ ಸಂಸ್ಥೆ ಹೆಸರು | ಪ್ರಸ್ತುತ ಯಾವ ಸಂಸ್ಥೆಯವರು ತ್ಯಾಜ್ಯ ಸಂಗ್ರಹ ಕೆಲಸ ಮಾಡುತ್ತಿದ್ದಾರೆ (ಖಾಸಗಿ ಸಂಸ್ಥೆಯಾದಲ್ಲಿ ಹೆಸರು) |
|---------|---------------|---------------------------|---|
| | | ಮರಸಭೆ ಚಿಟಗುಪ್ಪ | ನಗರಸ್ಥಳೀಯ ಸಂಸ್ಥೆ ವತಿಯಿಂದ ತ್ಯಾಜ್ಯ ಸಂಗ್ರಹಣೆ ಮಾಡಲಾಗುತ್ತಿದೆ. |
| | | ಮರಸಭೆ ಹಳ್ಳೇಪೇಡ(ಬಿ) | ನಗರಸ್ಥಳೀಯ ಸಂಸ್ಥೆ ವತಿಯಿಂದ ತ್ಯಾಜ್ಯ ಸಂಗ್ರಹಣೆ ಮಾಡಲಾಗುತ್ತಿದೆ. |
| | | ಪಬ್ಲಿಕ್ ವಾಂಚಾಯತ ಟೆರಾಸ(ಬಿ) | ನಗರಸ್ಥಳೀಯ ಸಂಸ್ಥೆ ವತಿಯಿಂದ ತ್ಯಾಜ್ಯ ಸಂಗ್ರಹಣೆ ಮಾಡಲಾಗುತ್ತಿದೆ. |
| 27 | | | ೧) ಬೆಳವಾಡಿ ಹುಬ್ಬಳಿ ೨) ಪಾಬೀಲಾ ಸೆಕ್ಯೂರಿಟಿ ಸರ್ವಿಸಸ್ |
| | | ನಗರಸಭೆ, ಹೊಸಪೇಟೆ | ಫನತ್ಯಾಜ್ಯ ವಸ್ತು ಒಪ್ಪಂದಗಾಗಿ ಹೊರಗುತ್ತಿಗೆ ಆಧಾರದ ಮೇಲೆ ಚಿಂಡಲ್ ಶರಣು, ಭಾವತಿ ಪ್ಲಾನ್ ಬವರ್ ಸರ್ವಿಸ್ ರವರಿಂದ ಡ್ರೈವರ್ ಪಡೆಯಲಾಗಿದೆ. ತ್ಯಾಜ್ಯ ಸಂಗ್ರಹಣೆಯೂ ಮತ್ತು ಇತರ ಕಾರ್ಯಗಳನ್ನು ನಗರಸಭೆಯಿಂದ ನಿರ್ವಹಿಸಲಾಗುತ್ತಿದೆ. |
| | | ನಗರಸಭೆ, ಸಿಯಗುಪ್ಪ | ಇಂಟರ್ ಏಂಜಿನಿಯರ್ ಸೂಲ್ಪೇಟ್ & ಸರ್ವಿಸಸ್, ಬಿಳ್ಳಾರಿ. |
| | | ಮರಸಭೆ, ಕಂಪ್ಲಿ | ಫನತ್ಯಾಜ್ಯ ವಸ್ತು ಸಂಗ್ರಹಣೆಗೆ ಸ್ವಾಮ್ಯದಾತರಿ ಕೇವಲ ಬಾಲಕನ & ಕ್ಲೀನರ್‌ಗಳನ್ನು ಹೊರಗುತ್ತಿಗೆ ಮೂಲಕ ತೆಗೆದುಕೊಳ್ಳಲು ಚಿಂಡಲ್ ಆಹ್ವಾನಿಸಿದೆ. & ತ್ಯಾಜ್ಯ ಸಂಗ್ರಹಣೆ ಇತರ ಕಾರ್ಯಗಳನ್ನು ಮರಸಭೆ ವತಿಯಿಂದ ನಿರ್ವಹಿಸಲಾಗುತ್ತಿದೆ. |
| | | ಮರಸಭೆ, ಹೂವಿನಹಡಗಲಿ | ಸಂತೋಷ್ ಶಿವಮೊಗ್ಗ, ಮೂನ್ ಶವರ್ ಐಜ್ಜಿ ಸಿವಮೊಗ್ಗ, ಪರಾ: ವಾ ಕನ ಬಾಲಕರು ಹಾಗೂ ಲೋಡರ್ ಗಳನ್ನು ಮತ್ತು ಹೊರಗುತ್ತಿಗೆ ಆಧಾರದ ಮೇಲೆ ಚಿಂಡಲ್ ಮೂಲಕ ತೆಗೆದುಕೊಳ್ಳಲಾಗಿದೆ. |
| | | ಮರಸಭೆ, ಸಂಡೂರು | ಯುನಿಸ್ ಸೆಕ್ಯೂರಿಟಿ ಸರ್ವಿಸಸ್ |
| | | ಮರಸಭೆ, ಕುರುಗೋಡು | ಅನಿತಾ ಎಂಟರ್ ಪ್ರೈವಟ್ ಬಿಳ್ಳಾರಿ |
| | | ಮರಸಭೆ, ಕುರೇಕುಪ್ಪ | SAHAS NGO |
| | | ಮರಸಭೆ, ಹಗರಿಬೊಮ್ಮನಹಳ್ಳಿ | ಪಿಂ ಪಾವಿ, ಸುಕ್ಯೂರಿಟಿ ಸರ್ವಿಸಸ್ & ವೆಹ್ಕಾ ಪವರ್ ವಿಜ್ಞೆ |
| | | ಮರಸಭೆ, ಹರಪನಹಳ್ಳಿ | - |
| | | ಪ.ಪಂ., ತೆನ್ನಲಕೋಟೆ | ಅನಿತಾ ಎಂಟರ್ ಪ್ರೈವಟ್, ಬಿಳ್ಳಾರಿ |
| | | ಪ.ಪಂ., ಕೊಟ್ಟೂರು | ಶ್ರೀ ಮಲ್ಲಿಕಾರ್ಜುನ ಎಚಿಟರ್ ಪ್ರೈವಟ್, ಬೆಂಗಳೂರು ಪರಾ: ಸಿದ್ದಿ ಐಜ್ಜಿಯವರು ಹೊರಗುತ್ತಿಗೆ ಆಧಾರದ ಮೇಲೆ ಡ್ರೈವರ್ ಮತ್ತು ಲೋಡರ್ ಗಳನ್ನು ಪೂರೈಸುತ್ತಾರೆ. |
| | | ಪ.ಪಂ., ಕಮಲಾಪುರ | ಡ್ರೈವರ್, ಲೋಡರ್, ಕ್ಲೀನರ್ ಮತ್ತು ಕಾವಲುಗಾರರನ್ನು ಹೊರ ಗುತ್ತಿಗೆ ಆಧಾರದ ಮೇಲೆ ೧) ಶ್ರೀ ಈಶ್ವರಯ್ಯ, ಬಿಳ್ಳಾರಿ ಮತ್ತು ೨) ಸನ್‌ರೈಸ್ ಪೆಸಿಲಿಟಿ ಸರ್ವಿಸಸ್ ಶಿವಮೊಗ್ಗ ಇವರಿಗೆ ಆದೇಶ ನೀಡಲಾಗಿದೆ. |
| | | ಪ.ಪಂ., ಕೂಡಗಿ | ಅನಿತಾ ಎಂಟರ್ ಪ್ರೈವಟ್, ಬಿಳ್ಳಾರಿ |
| | | ಪ.ಪಂ., ಕುಡಿತಿಣಿ | ಅನಿತಾ ಎಂಟರ್ ಪ್ರೈವಟ್ (ಹೊರಗುತ್ತಿಗೆ ಆಧಾರದ ಮೇಲೆ ಡ್ರೈವರ್ ಗಳನ್ನು ತೆಗೆದುಕೊಳ್ಳಲಾಗಿದೆ. |

ಬಿಳ್ಳಾರಿ

| ಕ್ರ.ಸಂ. | ಜಿಲ್ಲೆಯ ಹೆಸರು | ನಗರ ಸ್ಥಳೀಯ ಸಂಸ್ಥೆ ಹೆಸರು | ಪ್ರಸ್ತುತ ಯಾಜ ಸಂಸ್ಥೆಯವರು ತ್ಯಾಜ್ಯ ಸಂಗ್ರಹ ಕೆಲಸ ಮಾಡುತ್ತಿದ್ದಾರೆ (ಖಾಸಗಿ ಸಂಸ್ಥೆಯಾದಲ್ಲಿ ಹೆಸರು) |
|---------|---------------|-------------------------|--|
| | | ಪ.ಪಂ., ಮರಿಯಮ್ಮನಹಳ್ಳಿ | ಟೆಂಡರ್ ಮುಖಾಂತರ ಒಬ್ಬ ಡ್ರೈವರ್‌ನನ್ನು ನೇಮಕ ಮಾಡಿಕೊಂಡಿರುತ್ತದೆ, ವಿಜೇನ್ರಿ ಯವರ ಹೆಸರು ಶ್ರೀ.ವಾದವಿಲಿಂದರ್ ಕಾಂಪ್ ಟೆಕ್ ಕೆಂಪ್ನೂಟರ್ ಕೂಡ್ಲಿಗಿ. ಹಾಗೂ ಇತರೆ ನೈರ್ಮಲ್ಯ ಕೆಲಸವನ್ನು ಈ ಕಾರ್ಯಾಲಯದ ಖಾಯಂ ಪೌರಕಾರ್ಮಿಕರೊಂದಿಗೆ ಮಾಡಿಸಲಾಗುತ್ತಿದೆ |
| 28 | ಯಾದಗಿರಿ | ಯಾದಗಿರಿ ನಗರಸಭೆ | ನಗರಸ್ಥಳೀಯ ಸಂಸ್ಥೆ ವತಿಯಿಂದ ತ್ಯಾಜ್ಯ ಸಂಗ್ರಹಣೆ ಮಾಡಲಾಗುತ್ತಿದೆ. |
| | | ಶಹಾಪುರ ನಗರಸಭೆ | ನಗರಸ್ಥಳೀಯ ಸಂಸ್ಥೆ ವತಿಯಿಂದ ತ್ಯಾಜ್ಯ ಸಂಗ್ರಹಣೆ ಮಾಡಲಾಗುತ್ತಿದೆ. |
| | | ಸುರಪುರ ನಗರಸಭೆ | ನಗರಸ್ಥಳೀಯ ಸಂಸ್ಥೆ ವತಿಯಿಂದ ತ್ಯಾಜ್ಯ ಸಂಗ್ರಹಣೆ ಮಾಡಲಾಗುತ್ತಿದೆ. |
| | | ಗುರುಮಠಕಲ್ ಪುರಸಭೆ | ನಗರಸ್ಥಳೀಯ ಸಂಸ್ಥೆ ವತಿಯಿಂದ ತ್ಯಾಜ್ಯ ಸಂಗ್ರಹಣೆ ಮಾಡಲಾಗುತ್ತಿದೆ. |
| | | ಕೆಂಚಾವಿ ಪುರಸಭೆ | ನಗರಸ್ಥಳೀಯ ಸಂಸ್ಥೆ ವತಿಯಿಂದ ತ್ಯಾಜ್ಯ ಸಂಗ್ರಹಣೆ ಮಾಡಲಾಗುತ್ತಿದೆ. |
| | | ಕಟ್ಟೆರಾ ಪುರಸಭೆ | ತ್ಯಾಜ್ಯ ಶ್ರೀ ಗುತ್ತಿಡುಪವೇತ್ತರ ಮ್ಯಾನ್ ಪವಲ್ ಬಚ್ಚಿ ತಾಳಿಕೋಟ ರವರಿಂದ ಹೊಸ ಗುತ್ತಿಗೆ ಜಾಲಕರನು ತೆಗೆದುಕೊಂಡಿದ್ದು, ನಗರ ಜಾಲಕರಿಂದ ತ್ಯಾಜ್ಯ ಸಂಗ್ರಹಣೆ ಕೆಲಸ ನಿರ್ವಹಿಸುತ್ತಿದೆ. |
| | | ಪ.ಪಂ.ಬಾಯಿತಿ, ಹುಣಸಗಿ | ನಗರಸ್ಥಳೀಯ ಸಂಸ್ಥೆ ವತಿಯಿಂದ ತ್ಯಾಜ್ಯ ಸಂಗ್ರಹಣೆ ಮಾಡಲಾಗುತ್ತಿದೆ. |
| 29 | ಟೊಪ್ಪಳ | ನಗರಸಭೆ ಟೊಪ್ಪಳ | ನಗರಸ್ಥಳೀಯ ಸಂಸ್ಥೆ ವತಿಯಿಂದ ತ್ಯಾಜ್ಯ ಸಂಗ್ರಹಣೆ ಮಾಡಲಾಗುತ್ತಿದೆ. |
| | | ನಗರಸಭೆ ಗಂಗಾವತಿ | ನಗರಸ್ಥಳೀಯ ಸಂಸ್ಥೆ ವತಿಯಿಂದ ತ್ಯಾಜ್ಯ ಸಂಗ್ರಹಣೆ ಮಾಡಲಾಗುತ್ತಿದೆ. |
| | | ಪುರಸಭೆ ಕುಪ್ಪಗಿ | ನಗರಸ್ಥಳೀಯ ಸಂಸ್ಥೆ ವತಿಯಿಂದ ತ್ಯಾಜ್ಯ ಸಂಗ್ರಹಣೆ ಮಾಡಲಾಗುತ್ತಿದೆ. |
| | | ಪುರಸಭೆ ಕಾರಟಗಿ | ನಗರಸ್ಥಳೀಯ ಸಂಸ್ಥೆ ವತಿಯಿಂದ ತ್ಯಾಜ್ಯ ಸಂಗ್ರಹಣೆ ಮಾಡಲಾಗುತ್ತಿದೆ. |
| | | ಪ.ಪಂ.ಯಲಬುರ್ಗಾ | ನಗರಸ್ಥಳೀಯ ಸಂಸ್ಥೆ ವತಿಯಿಂದ ತ್ಯಾಜ್ಯ ಸಂಗ್ರಹಣೆ ಮಾಡಲಾಗುತ್ತಿದೆ. |
| | | ಪ.ಪಂ.ಕನಕಗಿರಿ | ನಗರಸ್ಥಳೀಯ ಸಂಸ್ಥೆ ವತಿಯಿಂದ ತ್ಯಾಜ್ಯ ಸಂಗ್ರಹಣೆ ಮಾಡಲಾಗುತ್ತಿದೆ. |
| | | ಪ.ಪಂ.ತಾವರಗೇರಾ | ನಗರಸ್ಥಳೀಯ ಸಂಸ್ಥೆ ವತಿಯಿಂದ ತ್ಯಾಜ್ಯ ಸಂಗ್ರಹಣೆ ಮಾಡಲಾಗುತ್ತಿದೆ. |
| | | ಪ.ಪಂ.ಕುಕನೂರು | ನಗರಸ್ಥಳೀಯ ಸಂಸ್ಥೆ ವತಿಯಿಂದ ತ್ಯಾಜ್ಯ ಸಂಗ್ರಹಣೆ ಮಾಡಲಾಗುತ್ತಿದೆ. |
| | | ಪ.ಪಂ.ಭಾಗ್ಯನಗರ | ನಗರಸ್ಥಳೀಯ ಸಂಸ್ಥೆ ವತಿಯಿಂದ ತ್ಯಾಜ್ಯ ಸಂಗ್ರಹಣೆ ಮಾಡಲಾಗುತ್ತಿದೆ. |
| 30 | | ನಗರಸಭೆ, ರಾಯಚೂರು | ನಗರಸ್ಥಳೀಯ ಸಂಸ್ಥೆ ವತಿಯಿಂದ ತ್ಯಾಜ್ಯ ಸಂಗ್ರಹಣೆ ಮಾಡಲಾಗುತ್ತಿದೆ. |
| | | ನಗರಸಭೆ, ಸಿಂಧನೂರು | ನಗರಸ್ಥಳೀಯ ಸಂಸ್ಥೆ ವತಿಯಿಂದ ತ್ಯಾಜ್ಯ ಸಂಗ್ರಹಣೆ ಮಾಡಲಾಗುತ್ತಿದೆ. |

| ಕ್ರ.ಸಂ. | ಜಿಲ್ಲೆಯ ಹೆಸರು | ನಗರ ಸ್ಥಳೀಯ ಸಂಸ್ಥೆ ಹೆಸರು | ಪ್ರಸ್ತುತ ಯಾವ ಸಂಸ್ಥೆಯವರು ತ್ಯಾಜ್ಯ ಸಂಗ್ರಹ ಕೆಲಸ ಮಾಡುತ್ತಿದ್ದಾರೆ (ಖಾಸಗಿ ಸಂಸ್ಥೆಯಾದಲ್ಲಿ ಹೆಸರು) |
|---------|---------------|-------------------------|---|
| | ದಾಯಚೂರು | ಪುರಸಭೆ, ಮಾನ್ವಿ | ನಗರಸ್ಥಳೀಯ ಸಂಸ್ಥೆ ವತಿಯಿಂದ ತ್ಯಾಜ್ಯ ಸಂಗ್ರಹಣೆ ಮಾಡಲಾಗುತ್ತಿದೆ. |
| | | ಪುರಸಭೆ, ದೇವದುರ್ಗ | ನಗರಸ್ಥಳೀಯ ಸಂಸ್ಥೆ ವತಿಯಿಂದ ತ್ಯಾಜ್ಯ ಸಂಗ್ರಹಣೆ ಮಾಡಲಾಗುತ್ತಿದೆ. |
| | | ಪುರಸಭೆ, ಲಿಂಗಸಗೂರು | ನಗರಸ್ಥಳೀಯ ಸಂಸ್ಥೆ ವತಿಯಿಂದ ತ್ಯಾಜ್ಯ ಸಂಗ್ರಹಣೆ ಮಾಡಲಾಗುತ್ತಿದೆ. |
| | | ಪುರಸಭೆ, ಮುದಗಲ್ | ನಗರಸ್ಥಳೀಯ ಸಂಸ್ಥೆ ವತಿಯಿಂದ ತ್ಯಾಜ್ಯ ಸಂಗ್ರಹಣೆ ಮಾಡಲಾಗುತ್ತಿದೆ. |
| | | ಪುರಸಭೆ, ಮಸ್ಕಿ | ನಗರಸ್ಥಳೀಯ ಸಂಸ್ಥೆ ವತಿಯಿಂದ ತ್ಯಾಜ್ಯ ಸಂಗ್ರಹಣೆ ಮಾಡಲಾಗುತ್ತಿದೆ. |
| | | ಪ.ಪಂಚಾಯತಿ, ಸಿರವಾರ | ನಗರಸ್ಥಳೀಯ ಸಂಸ್ಥೆ ವತಿಯಿಂದ ತ್ಯಾಜ್ಯ ಸಂಗ್ರಹಣೆ ಮಾಡಲಾಗುತ್ತಿದೆ. |
| | | ಪ.ಪಂಚಾಯತಿ, ಕವಿತಾಳ | ನಗರಸ್ಥಳೀಯ ಸಂಸ್ಥೆ ವತಿಯಿಂದ ತ್ಯಾಜ್ಯ ಸಂಗ್ರಹಣೆ ಮಾಡಲಾಗುತ್ತಿದೆ. |
| | | ಪ.ಪಂಚಾಯತಿ, ಬಳಗಾನೂರ | ನಗರಸ್ಥಳೀಯ ಸಂಸ್ಥೆ ವತಿಯಿಂದ ತ್ಯಾಜ್ಯ ಸಂಗ್ರಹಣೆ ಮಾಡಲಾಗುತ್ತಿದೆ. |
| | | ಪ.ಪಂಚಾಯತಿ, ತುರ್ವಿಹಾಳ | ನಗರಸ್ಥಳೀಯ ಸಂಸ್ಥೆ ವತಿಯಿಂದ ತ್ಯಾಜ್ಯ ಸಂಗ್ರಹಣೆ ಮಾಡಲಾಗುತ್ತಿದೆ. |
| | | ಪ.ಪಂಚಾಯತಿ, ಹಟ್ಟಿ | ನಗರಸ್ಥಳೀಯ ಸಂಸ್ಥೆ ವತಿಯಿಂದ ತ್ಯಾಜ್ಯ ಸಂಗ್ರಹಣೆ ಮಾಡಲಾಗುತ್ತಿದೆ. |

Geetha M-C
(Miss-specialist)

Shilalatta

Executive Engineer
Directorate of P. & Administration
Bangalore.